

Oak Park, IL

The National Community Survey

Report of Results
2022

Report by:



Visit us online!
www.polco.us

About The NCS™

The National Community Survey™ (The NCS™) report is about the “livability” of Oak Park. A livable community is a place that is not simply habitable, but that is desirable. It is not only where people do live, but where they want to live. The survey was developed by the experts from National Research Center at Polco.

Great communities are partnerships of the government, private sector, community-based organizations and residents, all geographically connected. The NCS captures residents’ opinions considering ten central facets of a community:



- Economy
- Mobility
- Community Design
- Utilities
- Safety
- Natural Environment
- Parks and Recreation
- Health and Wellness
- Education, Arts, and Culture
- Inclusivity and Engagement

The report provides the opinions of a representative sample of 505 residents of the Village of Oak Park collected from September 28th, 2022 to November 16th, 2022. The margin of error around any reported percentage is 4% for all respondents and the response rate for the 2022 survey was 18%. Survey results were weighted so that the demographic profile of respondents was representative of the demographic profile of adults in Oak Park.



How the results are reported

For the most part, the percentages presented in the following tabs represent the “percent positive.” Most commonly, the percent positive is the combination of the top two most positive response options (i.e., excellent/good, very safe/somewhat safe, etc.). On many of the questions in the survey respondents may answer “don’t know.” The proportion of respondents giving this reply is shown in the full set of responses included in the tab “Complete data.” However, these responses have been removed from the analyses presented in most of the tabs. In other words, the tables and graphs display the responses from respondents who had an opinion about a specific item.

Comparisons to benchmarks

NRC’s database of comparative resident opinion is comprised of resident perspectives gathered in surveys from over 600 communities whose residents evaluated the same kinds of topics on The National Community Survey. The comparison evaluations are from the most recent survey completed in each community in the last five years. NRC adds the latest results quickly upon survey completion, keeping the benchmark data fresh and relevant. The communities in the database represent a wide geographic and population range. In each tab, Oak Park’s results are noted as being “higher” than the benchmark, “lower” than the benchmark, or “similar” to the benchmark, meaning that the average rating given by Oak Park residents is statistically similar to or different (greater or lesser) than the benchmark. Being rated as “higher” or “lower” than the benchmark means that Oak Park’s average rating for a particular item was more than 10 points different than the benchmark. If a rating was “much higher” or “much lower,” then Oak Park’s average rating was more than 20 points different when compared to the benchmark.

The survey was administered during the COVID-19 pandemic, a time of challenge for many local governments. While we provide comparisons to national benchmarks, it is important to note that much of the benchmark data was collected prior to the pandemic. This may impact how your Village’s 2022 ratings compare to other communities’ ratings from the past five years.

Trends over time

Trend data for Oak Park represent important comparison data and should be examined for improvements or declines*. Deviations from stable trends over time represent opportunities for understanding how local policies, programs, or public information may have affected residents' opinions. Changes between survey years have been noted with an arrow and the percent difference. If the difference is greater than six percentage points between the 2019 and 2022 surveys, the change is statistically significant.

* In 2020, The NCS survey was updated to include new and refreshed items. Consequently, some of the trends may be impacted due to wording modifications that could have potentially altered the meaning of the item for the respondent.

Methods

Selecting survey recipients

All households within the Village of Oak Park were eligible to participate in the survey. A list of all households within the zip codes serving Oak Park was purchased from Go-Dog Direct based on updated listings from the United States Postal Service. Since some of the zip codes that serve the Village of Oak Park households may also serve addresses that lie outside of the community, the exact geographic location of each housing unit was compared to community boundaries using the most current municipal boundary file. Addresses located outside of the Village of Oak Park boundaries were removed from the list of potential households to survey. Each address identified as being within village boundaries was further identified as being within one of the four areas. From that list, addresses were randomly selected as survey recipients, with multi-family housing units (defined as those with a unit number) sampled at a rate of 5:3 compared to single family housing units.

An individual within each household was selected using the birthday method. The birthday method selects a person within the household by asking the “person whose birthday has most recently passed” to complete the questionnaire. The underlying assumption in this method is that day of birth has no relationship to the way people respond to surveys. This instruction was contained in the introduction of the survey.

Conducting the survey

The 2,800 randomly selected households received mailings beginning on September 28th, 2022 and the survey remained open for seven weeks. The first mailing was a postcard inviting the household to participate in the survey. The next mailing contained a cover letter with instructions, the survey questionnaire, and a postage-paid return envelope. All mailings included a web link to give residents the opportunity to respond to the survey online. All follow-up mailings asked those who had not completed the survey to do so and those who had already done so to refrain from completing the survey again.

About 2% of the 2,800 mailed invitations or surveys were returned because the household address was vacant or the postal service was unable to deliver the survey as addressed. Of the remaining 2,745 households that received the invitations to participate, 505 completed the survey, providing an overall response rate of 17%. The response rate was calculated using AAPOR’s response rate #2* for mailed surveys of unnamed persons.

It is customary to describe the precision of estimates made from surveys by a “level of confidence” and accompanying “confidence interval” (or margin of error). A traditional level of confidence, and the one used here, is 95%. The 95% confidence interval can be any size and quantifies the sampling error or imprecision of the survey results because some residents’ opinions are relied on to estimate all residents’ opinions. The margin of error for the Village of Oak Park survey is no greater than plus or minus four percentage points around any given percent reported for all respondents (505 completed surveys).

In addition to the randomly selected “probability sample” of households, a link to an online open participation survey was publicized by the Village of Oak Park. The open participation survey was identical to the probability sample survey with two small updates; it included a map at the beginning asking where the respondent lives and a question about where they heard about the survey. The open participation survey was open to all village residents and became available on October 26th, 2022. The survey remained open for two weeks. The data presented in the following tabs exclude the open participation survey data, but a tab at the end provides the complete frequency of responses to questions by the open participation respondents.

Analyzing the data

Responses from mailed surveys were entered into an electronic dataset using a “key and verify” method, where all responses are entered twice and compared to each other. Any discrepancies were resolved in comparison to the original survey form. Range checks as well as other forms of quality control were also performed. Responses from surveys completed on Polco were downloaded and merged with the mailed survey responses.

The demographics of the survey respondents were compared to those found in the 2010 Census and 2020 American Community Survey estimates for adults in the Village of Oak Park. The primary objective of weighting survey data is to make the survey respondents reflective of the larger population of the community. The characteristics used for weighting were age, sex, race, Hispanic origin, housing type, housing tenure, and area. No adjustments were made for design effects. Weights were calculated using an iterative, multiplicative raking model known as the ANES Weighting Algorithm.* The results of the weighting scheme for the probability sample are presented in the following table.

NRC aligns demographic labels with those used by the U.S. Census for reporting purposes, when possible. Some categories (e.g., age, race/Hispanic origin, housing type, and length of residency) are combined into smaller subgroups.

		Unweighted	Weighted	Target*
Age	18-34	8%	23%	23%
	35-54	35%	39%	39%
	55+	57%	37%	37%
Area	Area 1	18%	19%	17%
	Area 2	26%	22%	25%
	Area 3	26%	26%	26%
	Area 4	30%	33%	33%
Hispanic origin	No, not Spanish, Hispanic, or Latino	95%	92%	92%
	Spanish, Hispanic, or Latino	5%	8%	8%
Housing tenure	Own	80%	60%	60%
	Rent	20%	40%	40%
Housing type	Attached	50%	56%	56%
	Detached	50%	44%	44%
Race & Hispanic origin	Not white alone	25%	37%	37%
	White alone, not Hispanic or Latino	75%	63%	63%
Sex	Man	39%	46%	46%
	Woman	61%	54%	54%
Sex/age	Man 18-34	4%	11%	11%
	Man 35-54	14%	18%	18%
	Man 55+	21%	16%	16%
	Woman 18-34	4%	12%	12%
	Woman 35-54	21%	21%	21%
	Woman 55+	36%	21%	21%

The survey datasets were analyzed using all or some of a combination of the Statistical Package for the Social Sciences (SPSS), R, Python and Tableau. For the most part, the percentages presented in the reports represent the “percent positive.” The percent positive is the combination of the top two most positive response options (i.e., excellent/good, very safe/somewhat safe, essential/very important, etc.), or, in the case of resident behaviors/participation, the percent positive represents the proportion of respondents indicating “yes” or participating in an activity at least once a month.

On many of the questions in the survey respondents may answer “don’t know.” The proportion of respondents giving this reply is shown in the full set of responses included in the tab “Complete data”. However, these responses have been removed from the analyses presented in the reports. In other words, the tables and graphs display the responses from respondents who had an opinion about a specific item.

Contact

The Village of Oak Park funded this research. Please contact Erik Jacobsen of the Village of Oak Park at ejacobsen@oak-park.us if you have any questions about the survey.

Survey Validity

See the Polco Knowledge Base article on survey validity at <https://info.polco.us/knowledge/statistical-vali>

* See AAPOR’s Standard Definitions for more information at

<https://www.aapor.org/Publications-Media/AAPOR-Journals/Standard-Definitions.aspx>

* Pasek, J. (2010). ANES Weighting Algorithm. Retrieved from

<https://web.stanford.edu/group/iriss/cgi-bin/anesrake/resources/RakingDescription.pdf>

* Targets come from the 2010 Census and 2020 American Community Survey

Key Findings

Oak Park residents continue to feel a strong sense of community.

About 9 in 10 respondents praised Oak Park as a place to live and would recommend living in the village to someone who asks. Three-fourths reported that they plan to remain in Oak Park for the next five years. Overall feelings of inclusivity likely contribute to the high quality of life experienced in the community. Roughly 8 in 10 participants positively evaluated the job that Oak Park does at attracting people from diverse backgrounds and valuing/respecting residents from diverse backgrounds, both of which were higher than national comparison communities.

Additionally, virtually all survey items related to community engagement were highly reviewed, and ratings remained stable since Oak Park's 2019 survey iteration. Residents' engagement and connection with their community received excellent or good scores from about 70% of respondents. Nearly 8 in 10 positively rated opportunities to volunteer and opportunities to participate in social events and activities, the latter of which was higher than the national benchmark. Over three-fourths applauded the neighborliness of residents and the sense of civic/community pride. While Oak Park as a place to raise children received high ratings from nearly 9 in 10, only 45% offered positive reviews to the village as a place to retire, which may indicate an opportunity for further investigation.

While community members generally feel safe in Oak Park, declining ratings in this area indicate an opportunity for growth.

Safety remains a top priority for residents, as 96% rated it as an essential or very important focus area for the Village in the next two years. About 6 in 10 gave excellent or good reviews to the overall feeling of safety, a decrease of roughly 15% from the 2019 survey results. However, 9 in 10 reported feeling safe in their neighborhood during the day and in Oak Park's downtown/commercial area during the day, both of which remained stable since 2019. Additionally, nearly 7 in 10 reported feeling safe from violent crime, while a slightly lower proportion reported feeling safe from property crime (63%).

Several ratings for safety-related services saw significant declines since 2019, including police services (89% in 2019; 75% in 2022), crime prevention (71% in 2019; 58% in 2022), and ambulance or emergency medical services (97% in 2019; 87% in 2022). However, many others remained stable, including reviews for animal control (72% excellent or good), fire services (93%), and fire prevention and education (84%). All ratings for safety-related services were similar to those observed in other communities across the nation. In a custom question unique to Oak Park, survey participants were asked to rate the importance of maintaining certain Village services at least at current levels, compared to cutting the levels of service. The maintenance of police protection and fire and emergency medical assistance service levels were ranked among the highest of importance, with about 9 in 10 rating each as essential or very important.

Respondents appreciate Oak Park's natural environment and recreational opportunities and identify potential focus areas.

Village parks and the overall quality of parks and recreation opportunities were praised by 9 in 10 survey participants. Over 8 in 10 residents offered excellent or good reviews to recreation programs or classes and recreation centers or facilities, both of which outperformed counterparts across the nation. A slightly lower proportion, roughly 7 in 10, gave high marks to Oak Park open space and the preservation of natural areas. In contrast, some ratings for survey items related to parks and recreation were trending slightly downward, indicating room for improvement. These included fitness opportunities (64%), recreational opportunities (69%) and the availability of paths and walking trails (51%).

Oak Park's educational and cultural opportunities are a valued aspect of community livability.

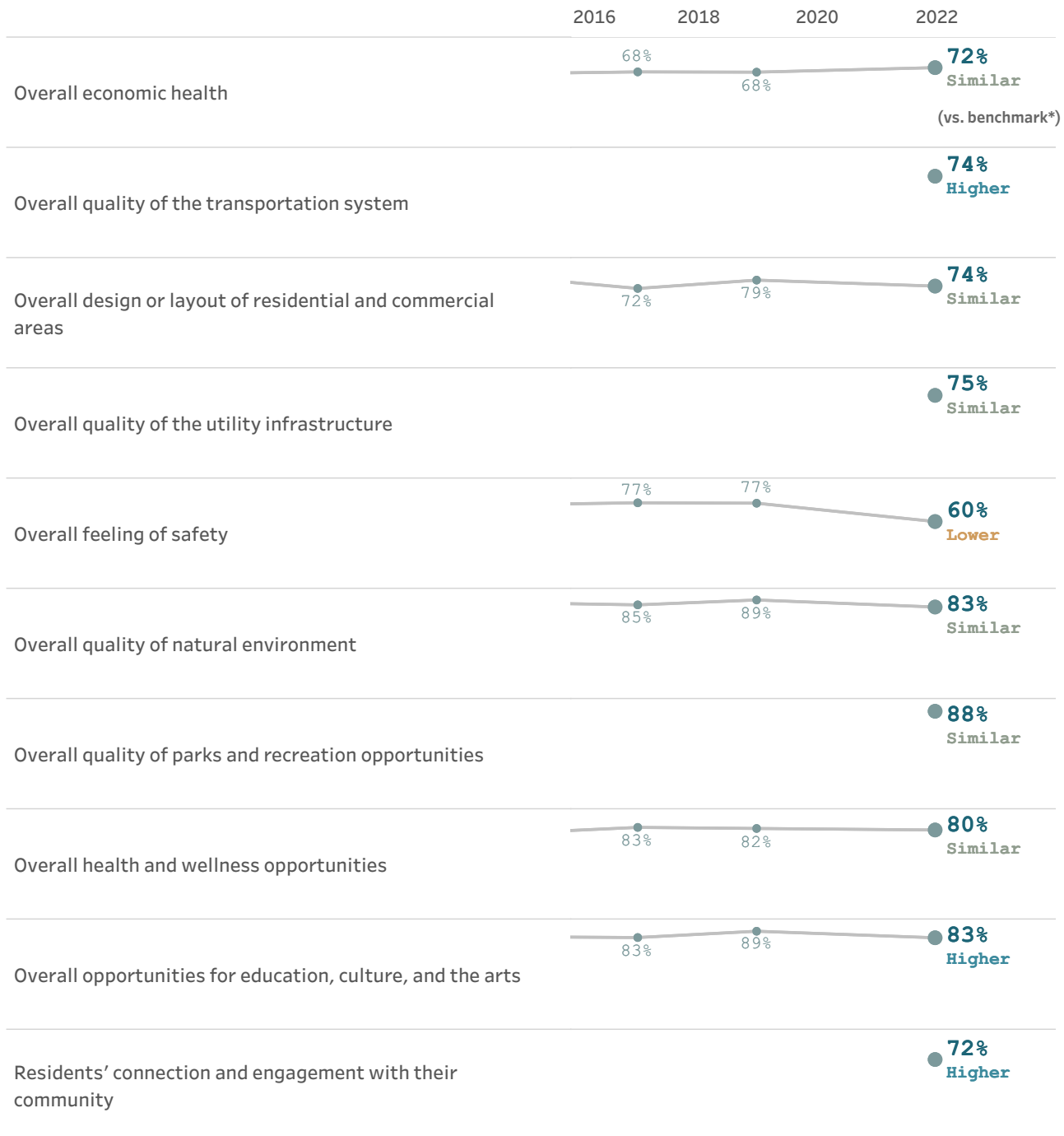
Aspects related to education, arts, and culture continued to receive high praise from survey participants. About 8 in 10 offered excellent or good ratings to overall opportunities for education, culture, and the arts, which was higher than the national average. Additional related topics that scored higher than the national benchmark included community support for the arts (85%), opportunities to attend special events and festivals (81%), and opportunities to attend cultural/arts/music activities (78%). Two-thirds gave high marks to adult educational opportunities, which declined since the previous survey iteration but remained on par with comparison communities. Over 8 in 10 offered positive reviews to the village's K-12 education, also similar to counterparts across the nation.

Facets of livability

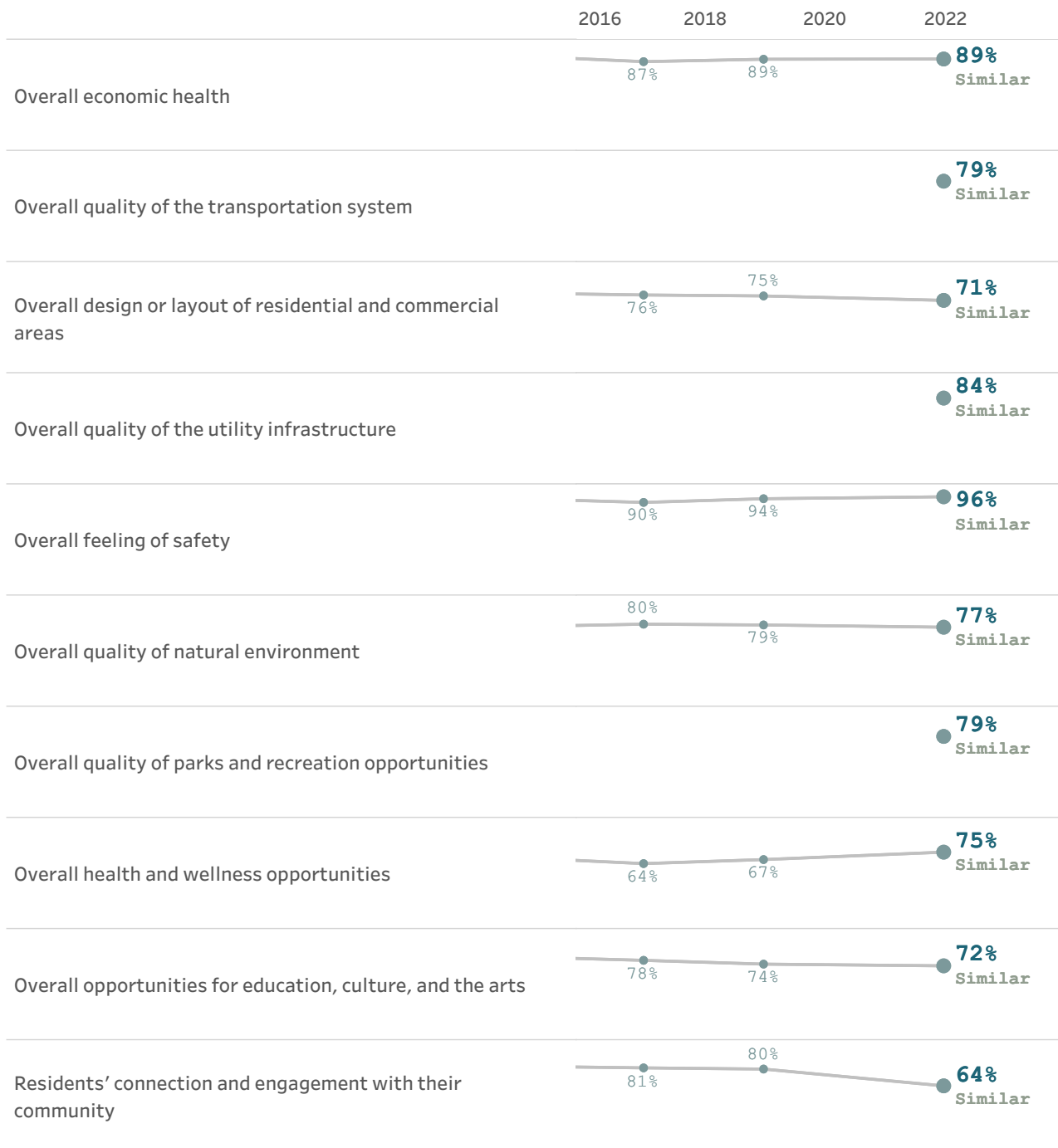
Resident perceptions of quality and importance for each of the facets of community livability provide an overview of community strengths and challenges that are useful for planning, budgeting and performance evaluation.

The charts below show the proportion of residents who rated the community facets positively for quality and the priority (importance) placed on each. Also displayed is whether local ratings were lower, similar, or higher than communities across the country (the national benchmark).

Please rate each of the following characteristics as they relate to Oak Park as a whole.
(% excellent or good)



Please rate how important, if at all, you think it is for the Oak Park community to focus on each of the following in the coming two years.
 (% essential or very important)



* Comparison to the national benchmark is shown. If no comparison is available, this is left blank.

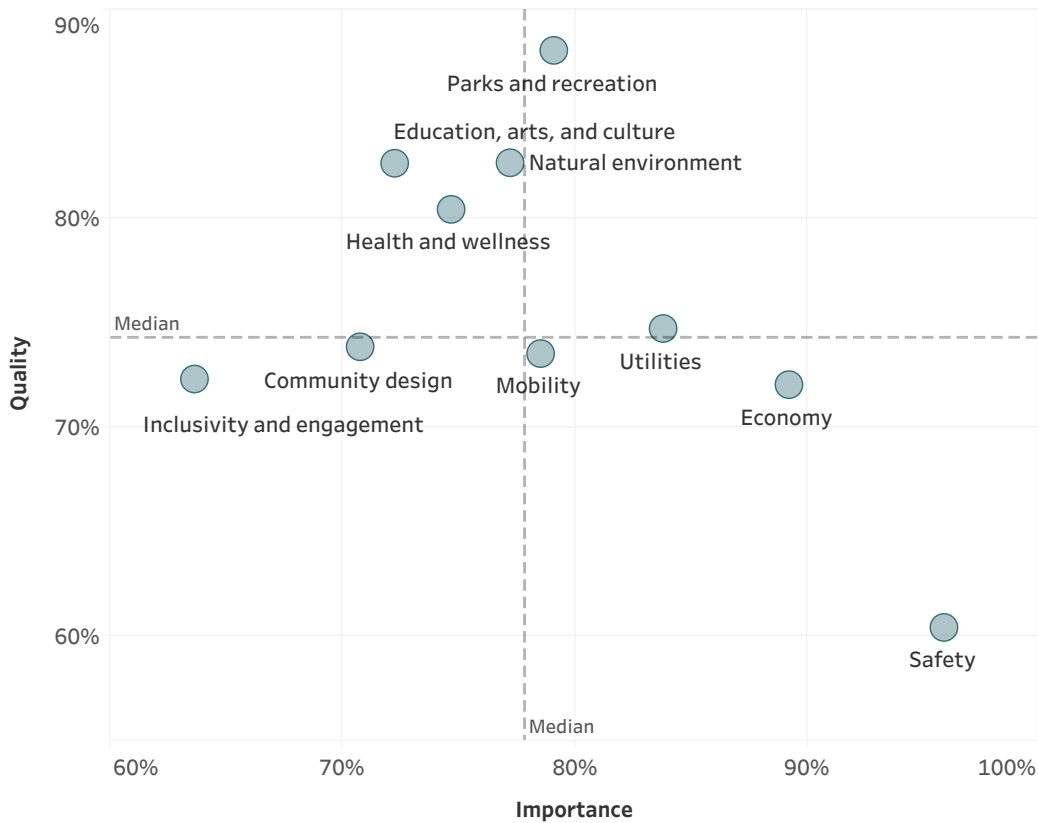
Balancing performance and importance

Every jurisdiction must balance limited resources while meeting resident needs and striving to optimize community livability. To this end, it is helpful to know what aspects of the community are most important to residents and which they perceive as being of higher or lower quality. It is especially helpful to know when a facet of livability is considered of high importance but rated as lower quality, as this should be a top priority to address.

To help guide Village staff and officials with decisions on future resource allocation, resident ratings of the importance of services were compared to their ratings of the quality of these services. To identify the services perceived by residents to have relatively lower quality at the same time as relatively higher importance, all services were ranked from highest perceived quality to lowest perceived quality and from highest perceived importance to lowest perceived importance. Some services were in the top half of both lists (higher quality and higher importance); some were in the top half of one list but the bottom half of the other (higher quality and lower importance or lower quality and higher importance); and some services were in the bottom half of both lists.

Services receiving quality ratings of excellent or good by 74% or more of respondents were considered of “higher quality” and those with ratings lower than 74% were considered to be of “lower quality.” Services were classified as “more important” if they were rated as essential or very important by 78% or more of respondents. Services were rated as “less important” if they received a rating of less than 78%. This classification uses the median ratings for quality and importance to divide the services in half.

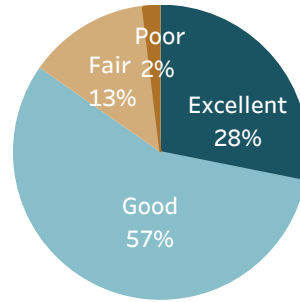
The quadrants in the figure below show which community facets were given higher or lower importance ratings (right-left) and which had higher or lower quality ratings (up-down). Facets of livability falling closer to a diagonal line from the lower left to the upper right are those where performance ratings are more commensurate with resident priorities. Facets scoring closest to the lower right hand corner of the matrix (higher in importance and lower in quality) are those that may warrant further investigation to see if changes to their delivery are necessary to improve their performance. This is the key part of this chart on which to focus. Facets falling in the top left hand corner of the chart (lower in importance but higher in quality) are areas where ..



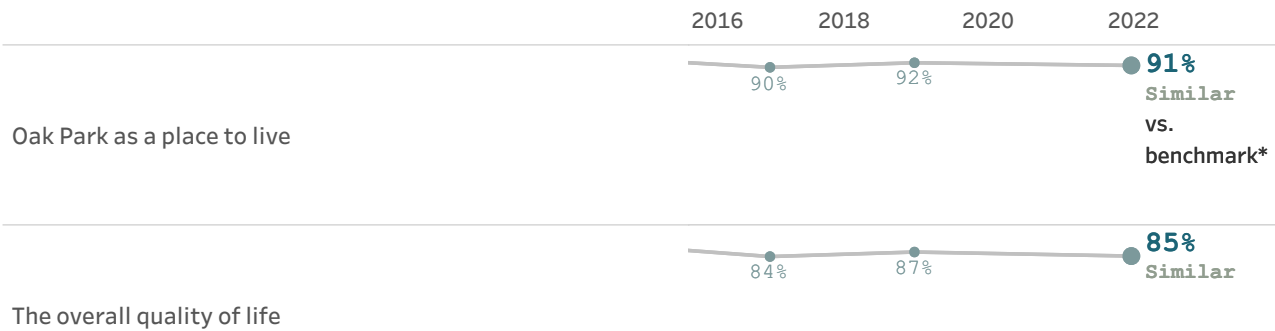
Quality of life

Measuring community livability starts with assessing the quality of life of those who live there, and ensuring that the community is attractive, accessible, and welcoming to all.

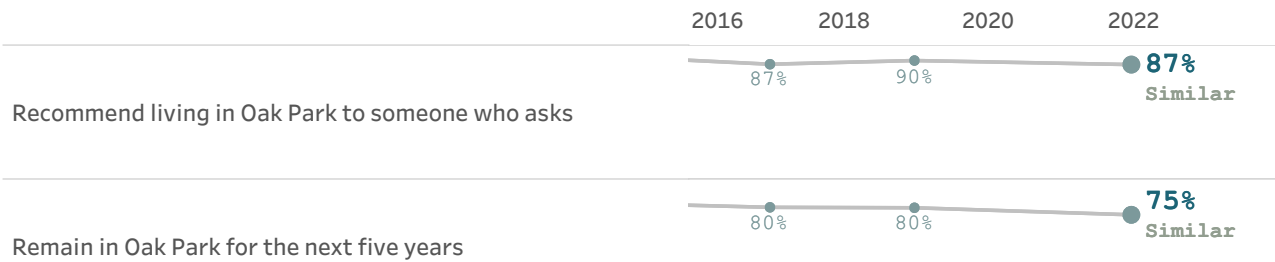
The overall quality of life in Oak Park, 2022



Please rate each of the following aspects of quality of life in Oak Park. (% excellent or good)



Please indicate how likely or unlikely you are to do each of the following. (% very or somewhat likely)



Please rate each of the following in the Oak Park community. (% excellent or good)

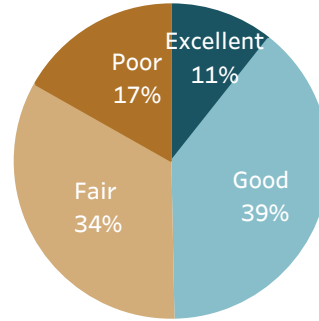


* Comparison to the national benchmark is shown. If no comparison is available, this is left blank.

Governance

Strong local governments produce results that meet the needs of residents while making the best use of available resources, and are responsive to the present and future needs of the community as a whole.

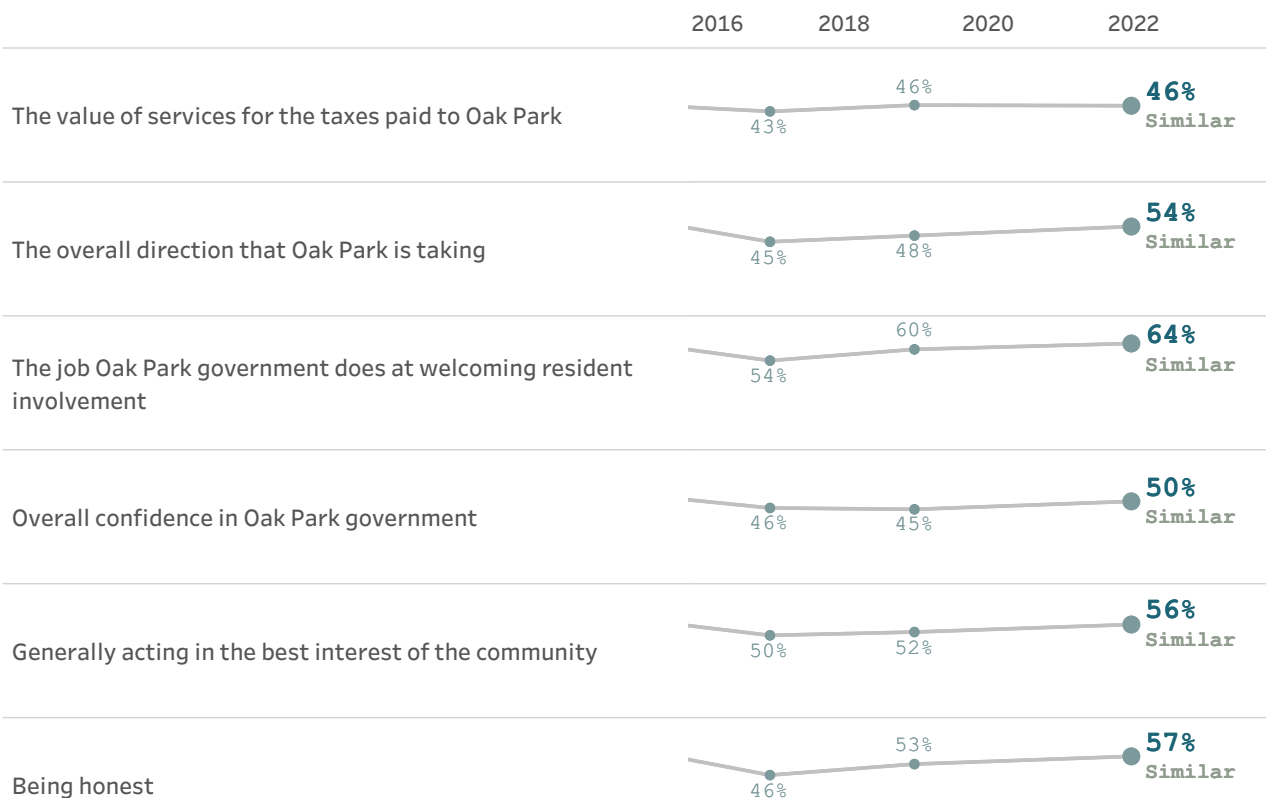
Overall confidence in Oak Park government, 2022



Please rate the quality of each of the following services in Oak Park. (% excellent or good)



Please rate the following categories of Oak Park government performance. (% excellent or good)



Being open and transparent to the public **49%**
Similar

Informing residents about issues facing the community **53%**
Similar

Treating all residents fairly **60%**
Similar




Year	Percentage
2016	56%
2018	53%
2022	60%

Treating residents with respect **69%**
Similar

Overall, how would you rate the quality of the services provided by each of the following?
(% excellent or good)

The Village of Oak Park **72%**
Similar



Year	Percentage
2016	76%
2018	78%
2022	72%

The Federal Government **45%**
Similar



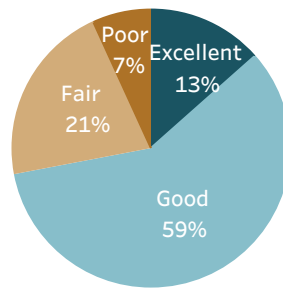
Year	Percentage
2016	29%
2018	34%
2022	45%

* Comparison to the national benchmark is shown. If no comparison is available, this is left blank.

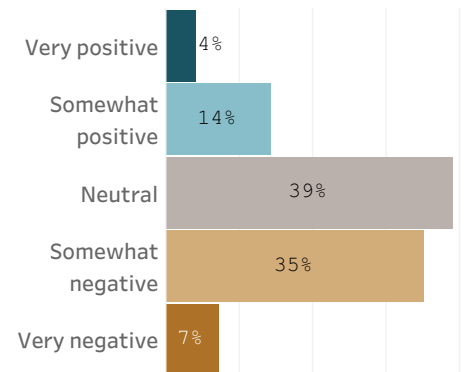
Economy

Local governments work together with private and nonprofit businesses, and with the community at large, to foster sustainable growth, create jobs, and promote a thriving local economy.


Overall economic health of Oak Park, 2022




What impact, if any, do you think the economy will have on your family income in the next 6 months? Do you think the impact will be:



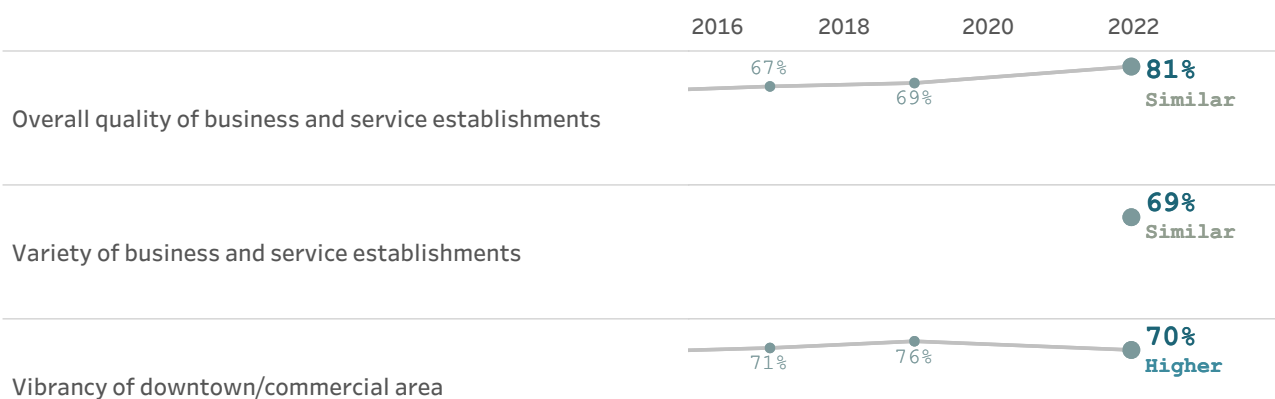
Please rate each of the following characteristics as they relate to Oak Park as a whole. (% excellent or good)




Please rate each of the following aspects of quality of life in Oak Park. (% excellent or good)




Please rate each of the following in the Oak Park community. (% excellent or good)

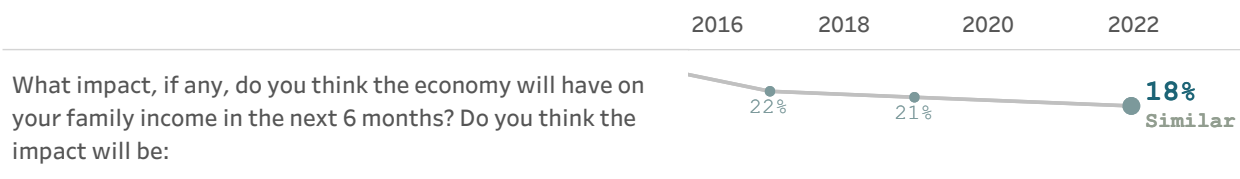




Please rate the quality of each of the following services in Oak Park.
(% excellent or good)



What impact, if any, do you think the economy will have on your family income in the next 6 months? Do you think the impact will be:
(% very or somewhat positive)

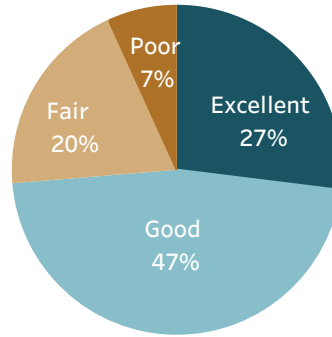


* Comparison to the national benchmark is shown. If no comparison is available, this is left blank.


Mobility

The ease with which residents can move about their communities, whether for commuting, leisure, or recreation, plays a major role in the quality of life for all who live, work, and play in the community.

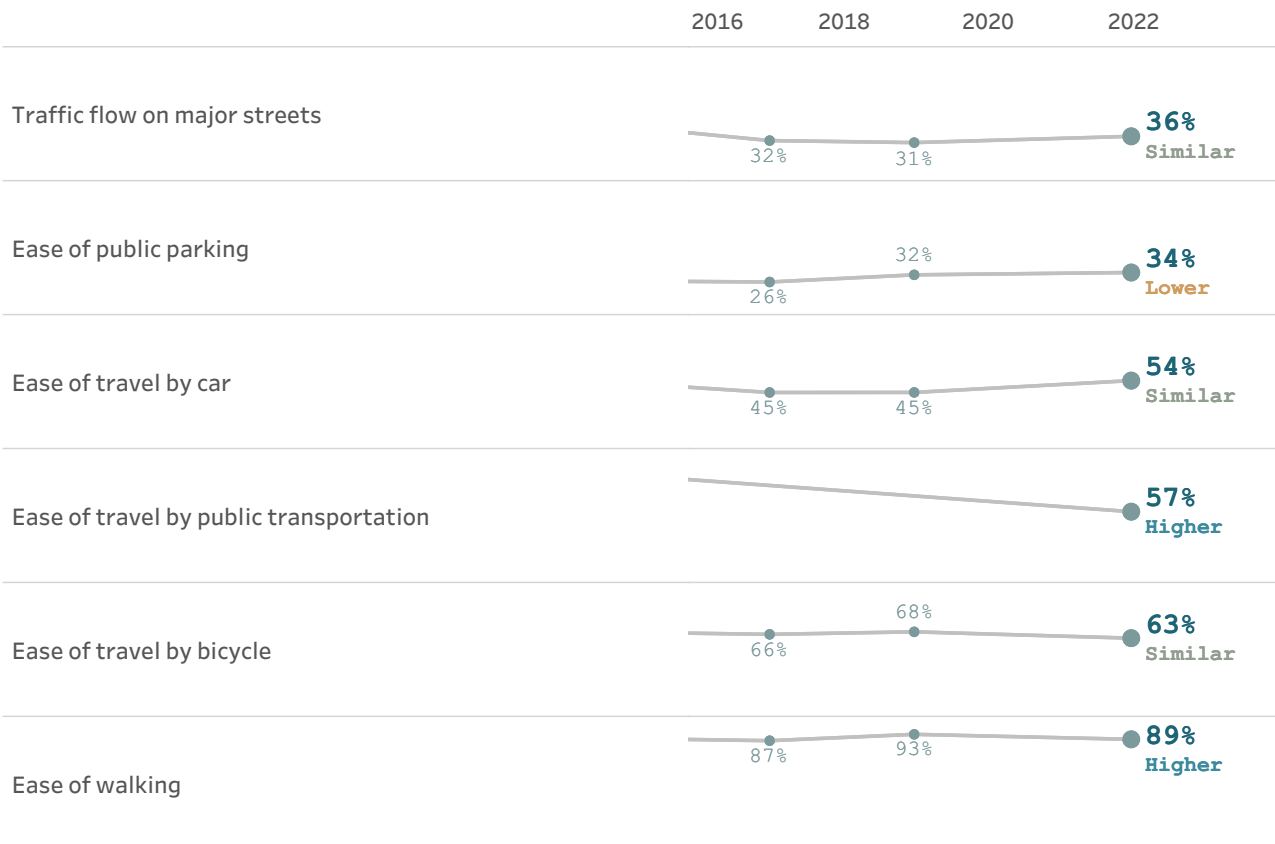
Overall quality of the transportation system in Oak Park, 2022



Please rate each of the following characteristics as they relate to Oak Park as a whole.
(% excellent or good)

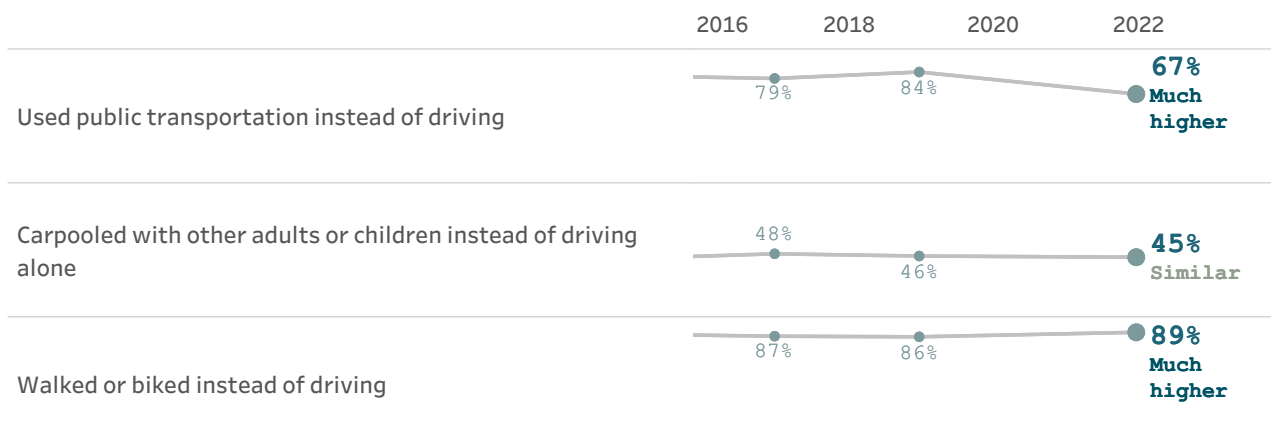


Please also rate each of the following in the Oak Park community.
(% excellent or good)



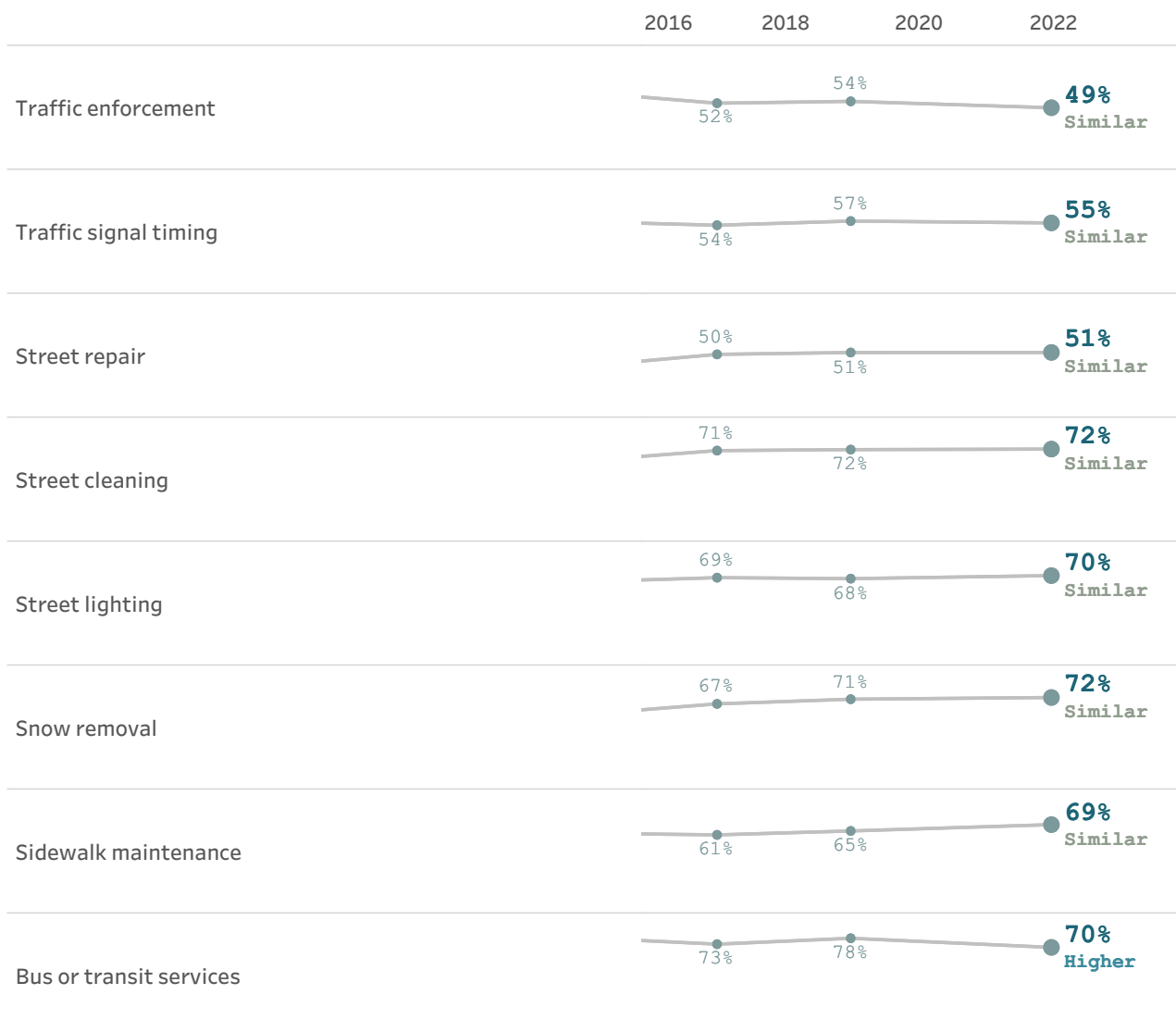
Please indicate whether or not you have done each of the following in the last 12 months.

(% yes)



Please rate the quality of each of the following services in Oak Park.

(% excellent or good)

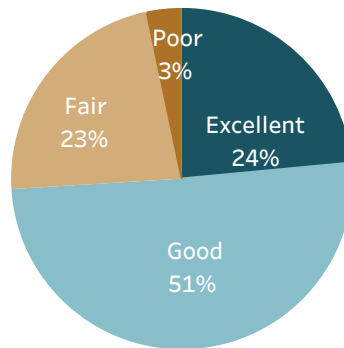


* Comparison to the national benchmark is shown. If no comparison is available, this is left blank.

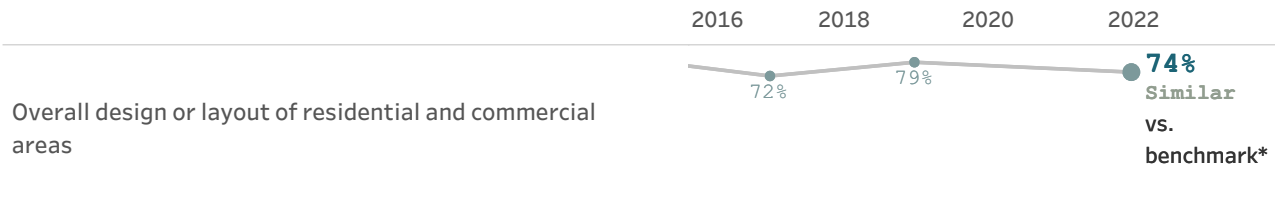
Overall design or layout of Oak Park's residential and commercial areas, 2022

Community design


A well-designed community enhances the quality of life for its residents by encouraging smart land use and zoning, ensuring that affordable housing is accessible to all, and providing access to parks and other green spaces.



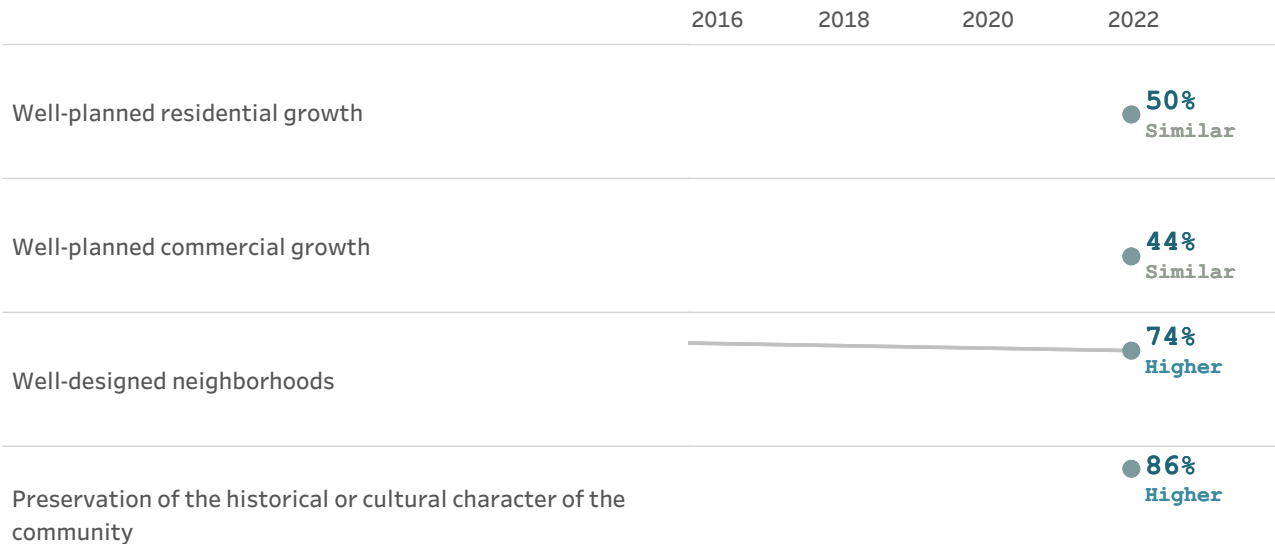
Please rate each of the following characteristics as they relate to Oak Park as a whole.
(% excellent or good)



Please rate each of the following aspects of quality of life in Oak Park.
(% excellent or good)

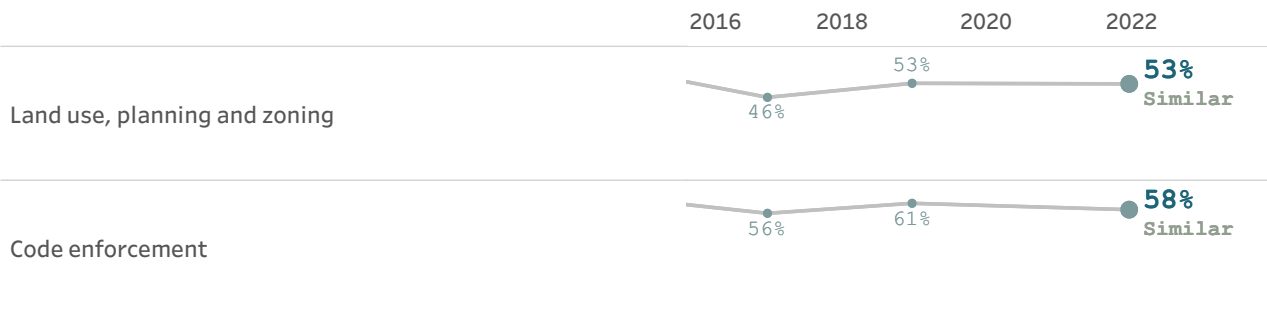


Please also rate each of the following in the Oak Park community.
(% excellent or good)





**Please rate the quality of each of the following services in Oak Park.
(% excellent or good)**

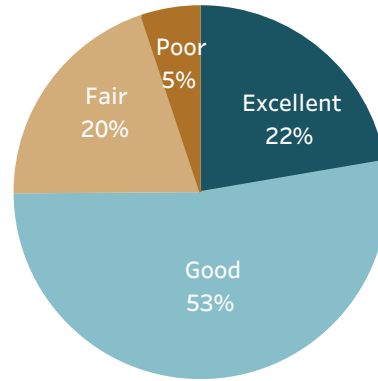


* Comparison to the national benchmark is shown. If no comparison is available, this is left blank.


Utilities

Services such as water, gas, electricity, and internet access play a vital role in ensuring the physical and economic health and well-being of the communities they serve.

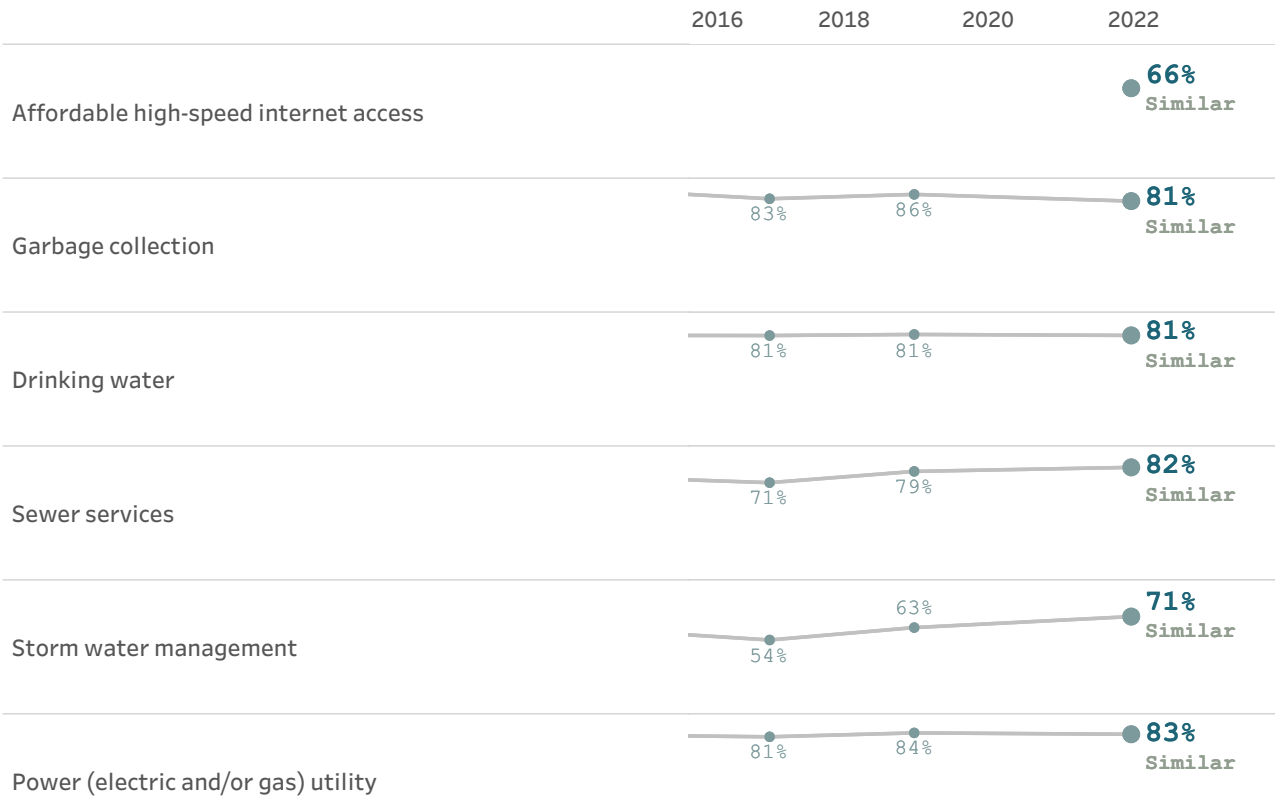
Overall quality of the utility infrastructure in Oak Park, 2022



Please rate each of the following characteristics as they relate to Oak Park as a whole. (% excellent or good)



Please rate the quality of each of the following services in Oak Park. (% excellent or good)



Utility billing

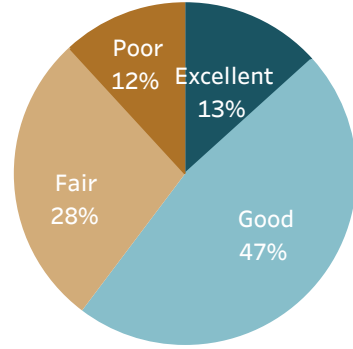


* Comparison to the national benchmark is shown. If no comparison is available, this is left blank.


Safety

Public safety is often the most important task facing local governments. All residents should feel safe and secure in their neighborhoods and in the greater community, and providing robust safety-related services is essential to residents' quality of life.

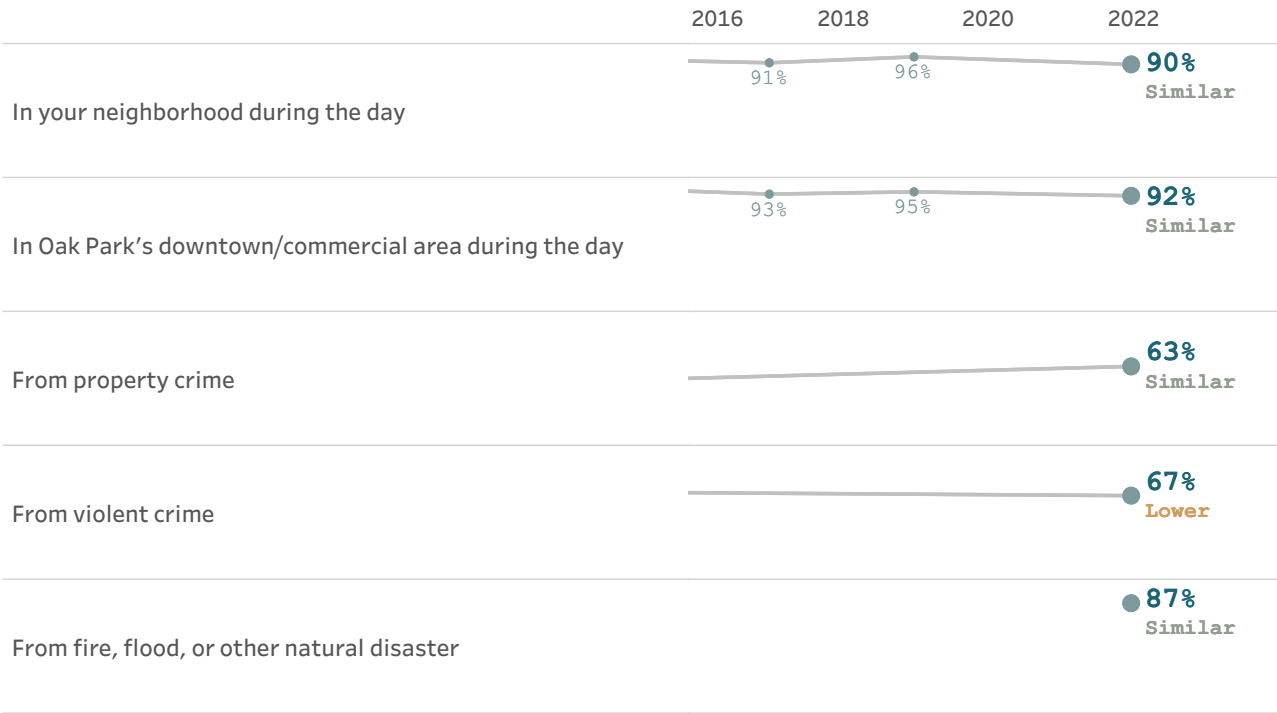
Overall feeling of safety in Oak Park, 2022



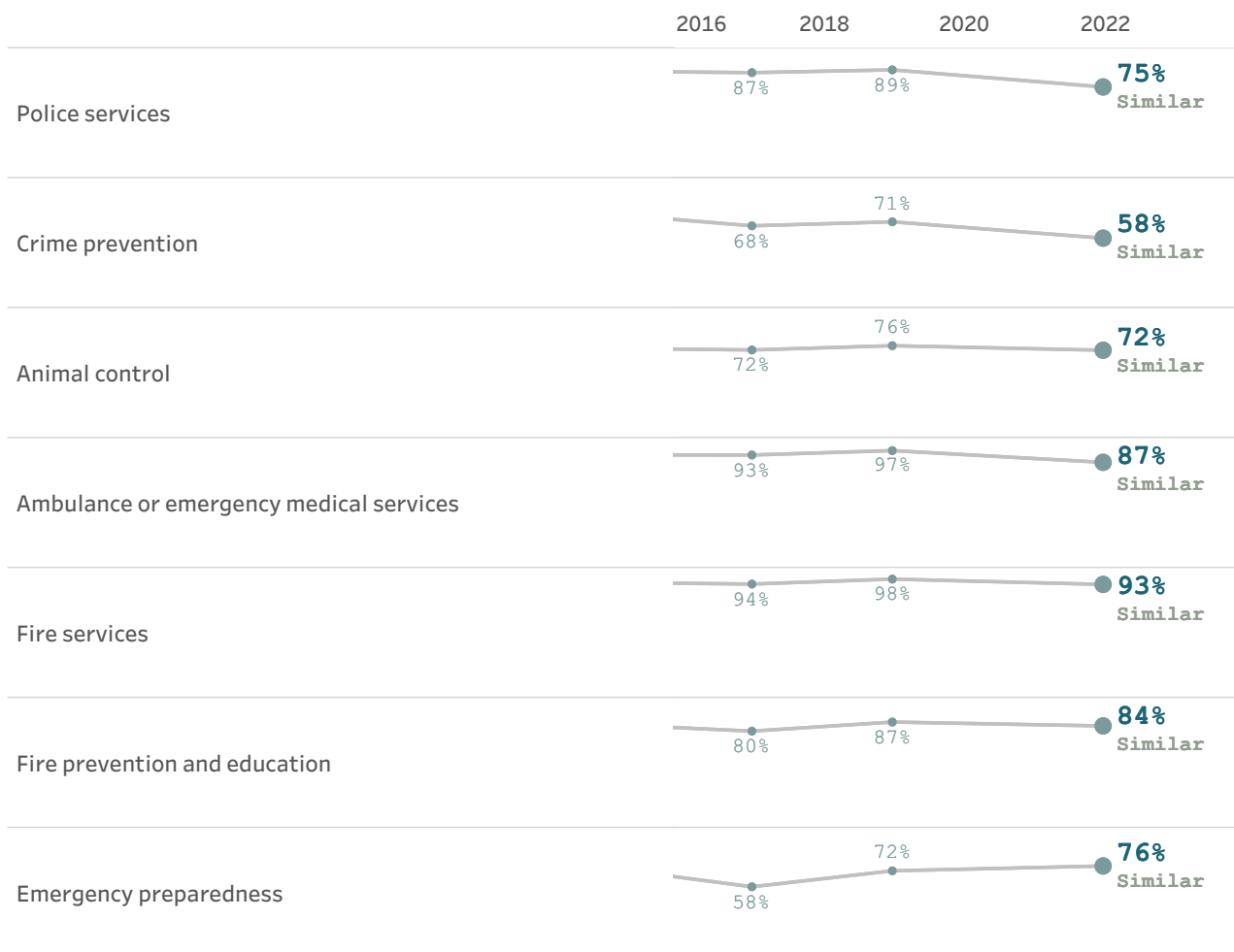
Please rate each of the following characteristics as they relate to Oak Park as a whole.
(% excellent or good)



Please rate how safe or unsafe you feel:
(% very or somewhat safe)

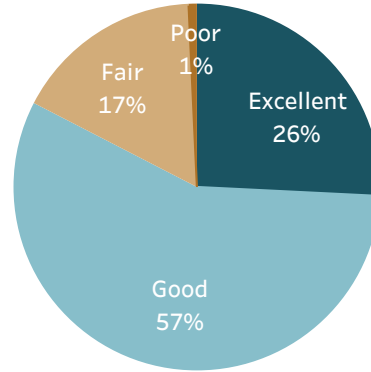


**Please rate the quality of each of the following services in Oak Park.
(% excellent or good)**



* Comparison to the national benchmark is shown. If no comparison is available, this is left blank.


Overall quality of natural environment in Oak Park, 2022




Natural environment

The natural environment plays a vital role in the health and well-being of residents. The natural spaces in which residents live and experience their communities has a direct and profound effect on quality of life.


Please rate each of the following characteristics as they relate to Oak Park as a whole.
(% excellent or good)




Please also rate each of the following in the Oak Park community.
(% excellent or good)



Please rate the quality of each of the following services in Oak Park.
(% excellent or good)





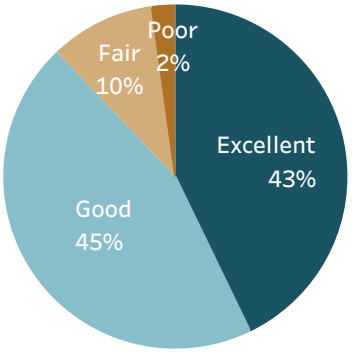
* Comparison to the national benchmark is shown. If no comparison is available, this is left blank.

Overall quality of parks and recreation opportunities, 2022

Parks and recreation

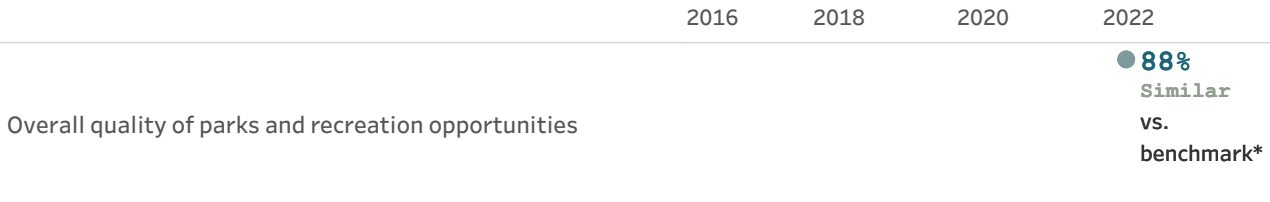
“There are no communities that pride themselves on their quality of life, promote themselves as a desirable location for businesses to relocate, or maintain that they are environmental stewards of their natural resources, without such communities having a robust, active system of parks and recreation programs for public use and enjoyment.”

- National Recreation and Park Association



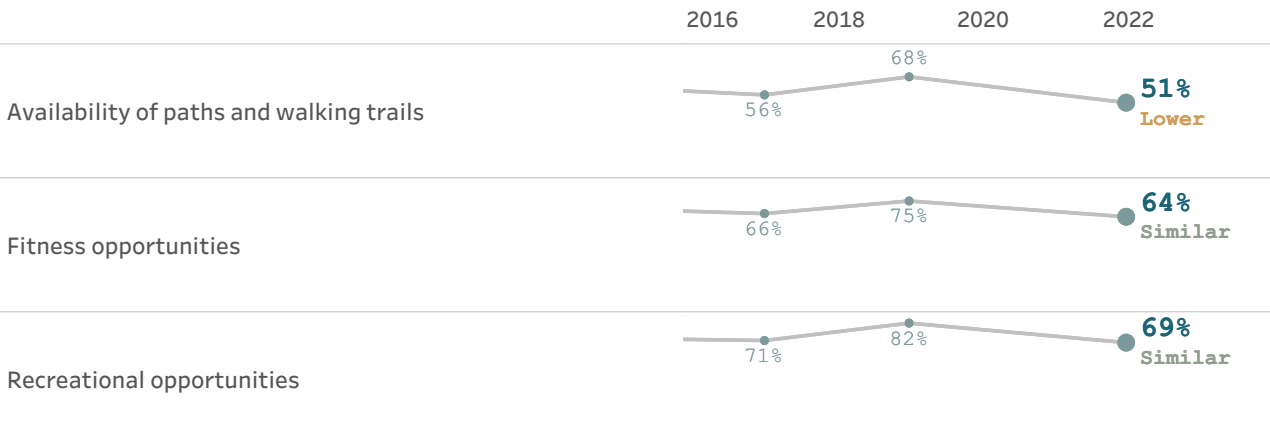
Please rate each of the following characteristics as they relate to Oak Park as a whole.

(% excellent or good)



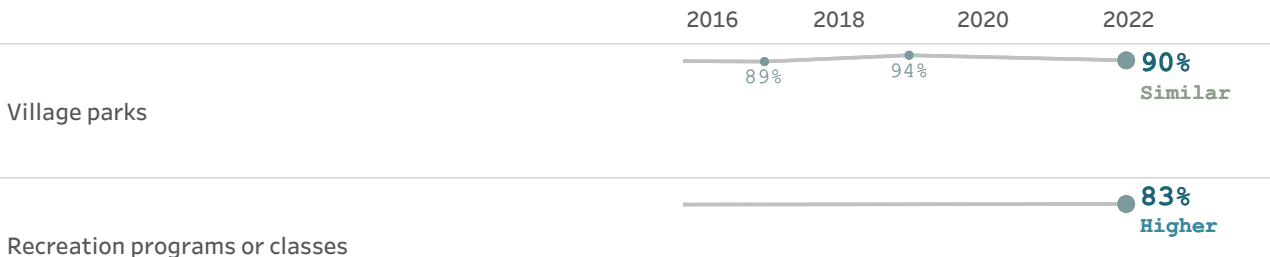
Please also rate each of the following in the Oak Park community.

(% excellent or good)



Please rate the quality of each of the following services in Oak Park.

(% excellent or good)



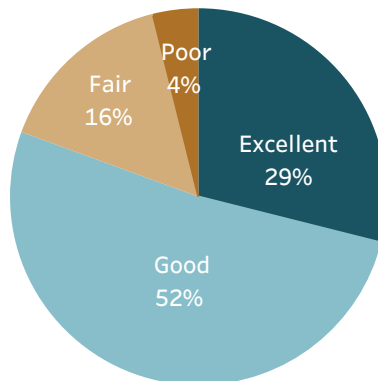


* Comparison to the national benchmark is shown. If no comparison is available, this is left blank.


Overall health and wellness opportunities in Oak Park, 2022

Health and wellness

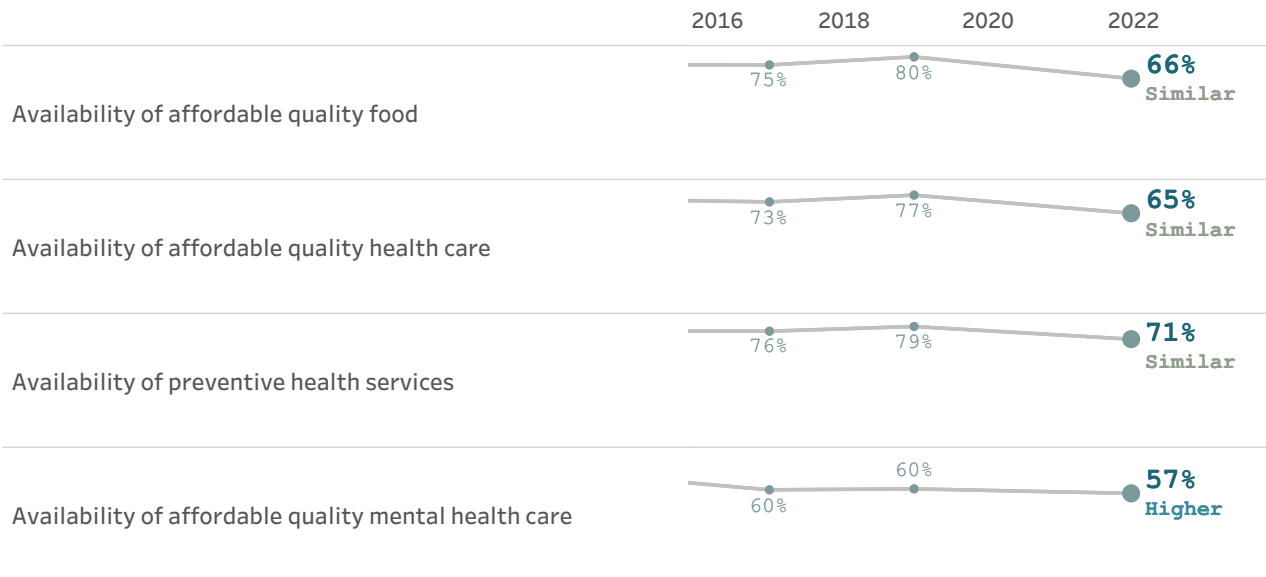
The characteristics of and amenities available in the communities in which people live has a direct impact on the health and wellness of residents, and thus, on their quality of life overall.



Please rate each of the following characteristics as they relate to Oak Park as a whole. (% excellent or good)




Please also rate each of the following in the Oak Park community. (% excellent or good)



Please rate the quality of each of the following services in Oak Park. (% excellent or good)

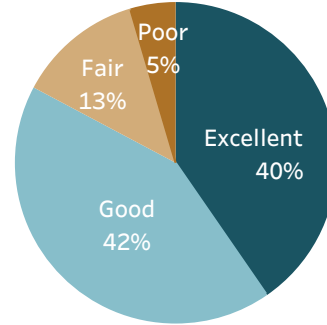


Please rate your overall health.
(% excellent or very good)



* Comparison to the national benchmark is shown. If no comparison is available, this is left blank.

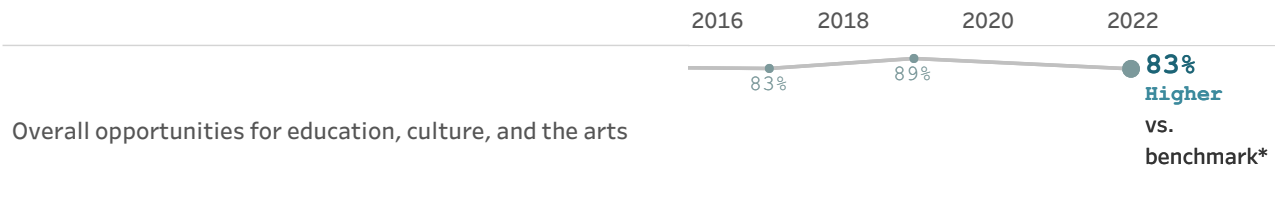
Overall opportunities for education, culture and the arts, 2022



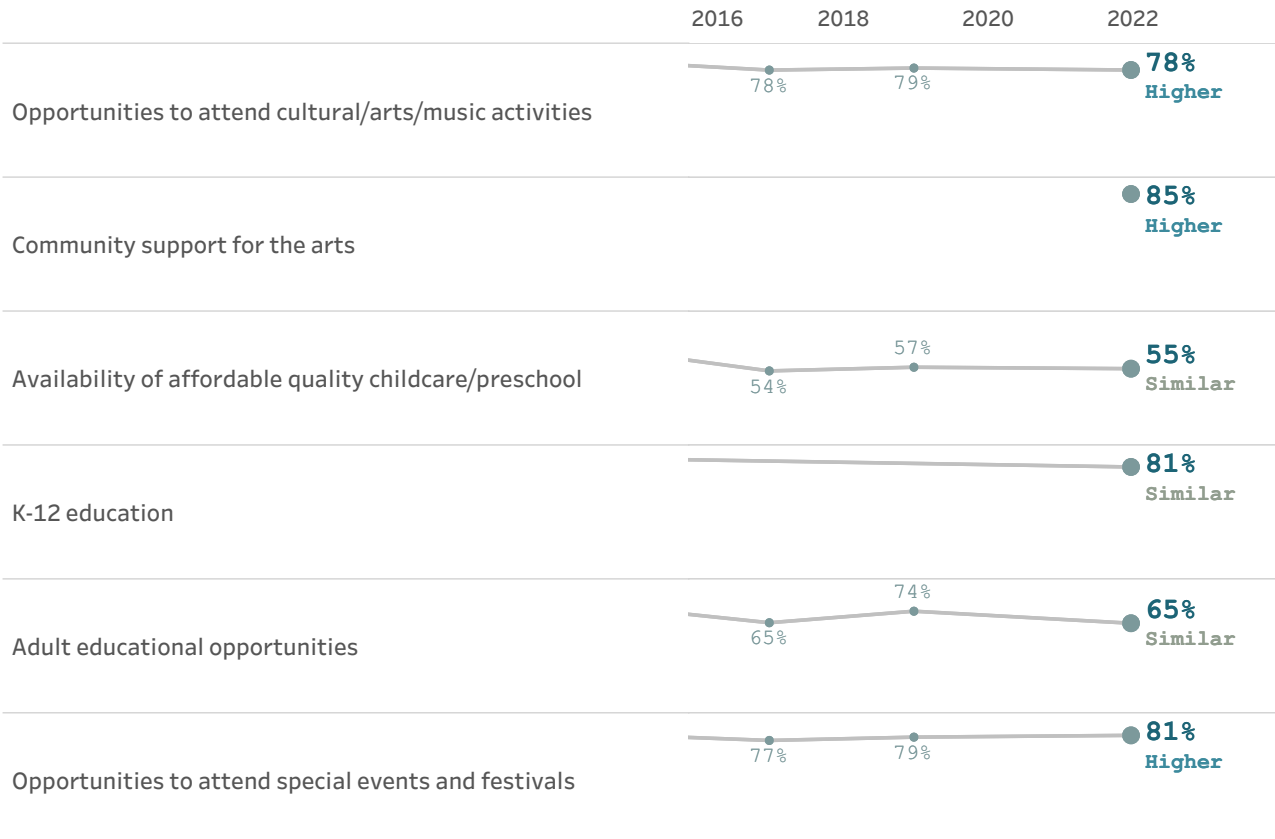
Education, arts, and culture

Participation in the arts, in educational opportunities, and in cultural activities is linked to increased civic engagement, greater social tolerance, and enhanced enjoyment of the local community.

Please rate each of the following characteristics as they relate to Oak Park as a whole.
(% excellent or good)




Please also rate each of the following in the Oak Park community.
(% excellent or good)



Please rate the quality of each of the following services in Oak Park.

(% excellent or good)

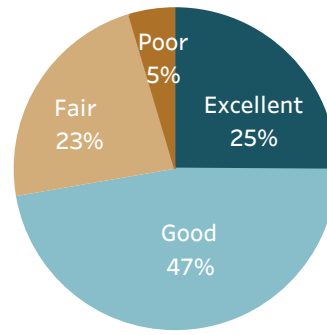


* Comparison to the national benchmark is shown. If no comparison is available, this is left blank.


Residents' connection and engagement with their community, 2022

Inclusivity and engagement

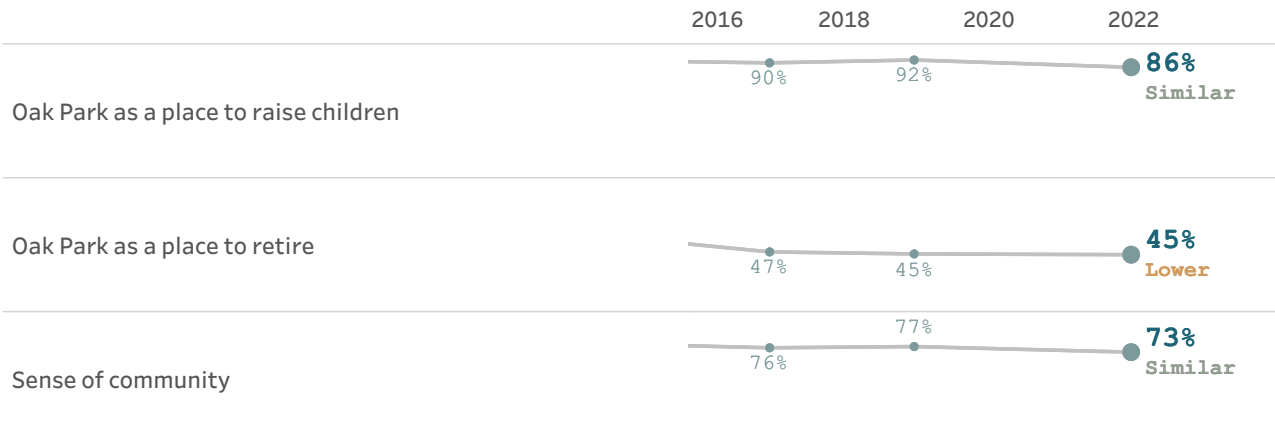
Inclusivity refers to a cultural and environmental feeling of belonging; residents who feel invited to participate within their communities feel more included, involved, and engaged than those who do not.




Please rate each of the following characteristics as they relate to Oak Park as a whole. (% excellent or good)



Please rate each of the following aspects of quality of life in Oak Park. (% excellent or good)



Please rate the job you feel the Oak Park community does at each of the following. (% excellent or good)



● **75%**
Higher

Attracting people from diverse backgrounds

● **80%**
Higher

Valuing/respecting residents from diverse backgrounds

● **65%**
Similar

Taking care of vulnerable residents

Please also rate each of the following in the Oak Park community.
(% excellent or good)

2016 2018 2020 2022

● **76%**
Similar

Sense of civic/community pride

● **76%**
Similar

Neighborliness of residents

72% 73%

● **77%**
Higher

Opportunities to participate in social events and activities

82% 80%

● **77%**
Similar

Opportunities to volunteer

82% 83%

● **69%**
Similar

Opportunities to participate in community matters

79% 78%

● **72%**
Higher

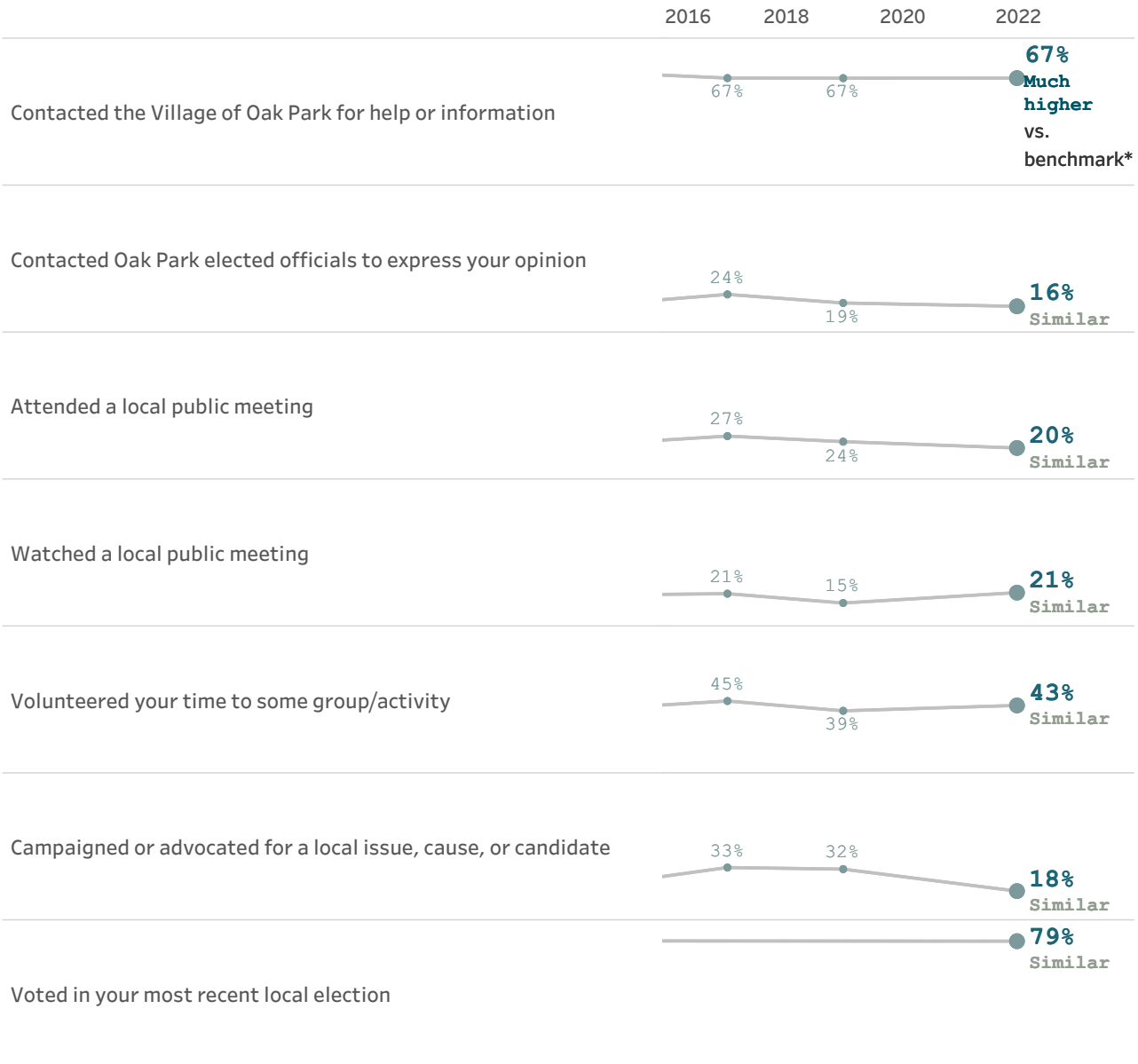
Openness and acceptance of the community toward people of diverse backgrounds

75% 75%


* Comparison to the national benchmark is shown. If no comparison is available, this is left blank.

Residents' participation levels

Please indicate whether or not you have done each of the following in the last 12 months.
(% yes)



In general, how many times do you:
(% a few times a week or more)

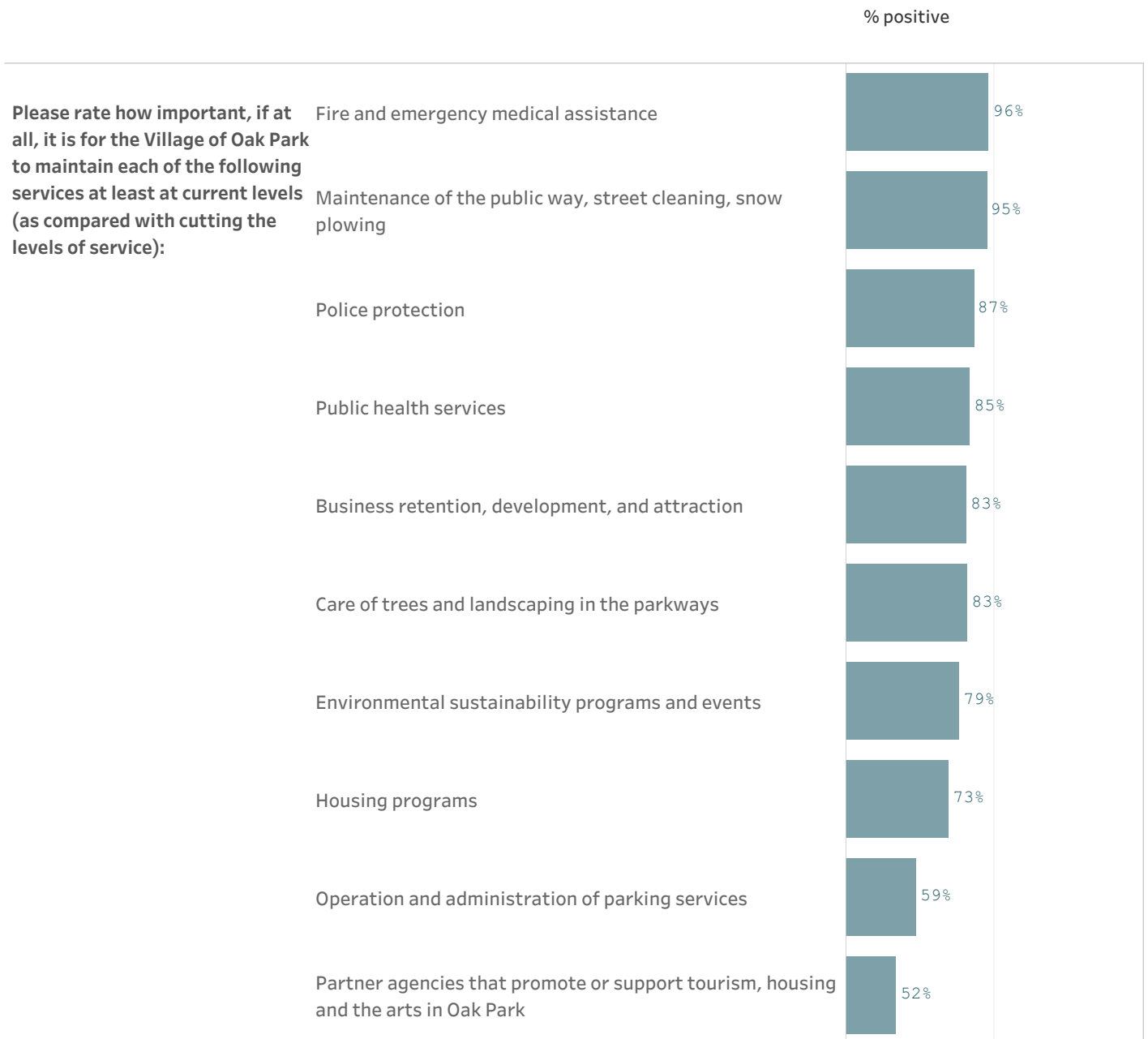


Visit social media sites	● 76% Similar
Use or check email	● 97% Similar
Share your opinions online	● 23% Similar
Shop online	● 56% Similar

* Comparison to the national benchmark is shown. If no comparison is available, this is left blank.

Custom questions

Below are the results of each custom question on the survey. The percentage of positive responses (Essential/Very Important or Not a Problem/Minor Problem or A lot/Some or Excellent/Good) is shown. Below are the complete set of responses to each custom question on the survey. By default, "don't know" responses are excluded, but may be added to the table using the response filter below.



National benchmark tables

This table contains the comparisons of Oak Park’s results to those from other communities. The first column shows the comparison of Oak Park’s rating to the benchmark. Oak Park’s results are noted as being “higher”, “lower” or “similar” to the benchmark, meaning that the average rating given by Oak Park residents is statistically similar to or different than the benchmark. The second column is Oak Park’s “percent positive.” Most commonly, the percent positive is the combination of the top two most positive response options (i.e., excellent/good). The third column is the rank assigned to Oak Park’s rating among communities where a similar question was asked. The fourth column is the number of communities that asked a similar question. The fifth column shows the percentile for Oak Park’s result -- that is what percent of surveyed communities had a lower rating than Oak Park.

			% positive	Rank	Number of communities	Percentile
Please rate each of the following aspects of quality of life in Oak Park.	Oak Park as a place to live	Similar	91%	169	362	53
	Your neighborhood as a place to live	Similar	88%	149	314	52
	Oak Park as a place to raise children	Similar	86%	145	366	60
	Oak Park as a place to work	Similar	69%	151	357	57
	Oak Park as a place to visit	Higher	83%	67	315	79
	Oak Park as a place to retire	Lower	45%	324	362	10
	The overall quality of life	Similar	85%	199	387	48
	Sense of community	Similar	73%	49	314	84
Please rate each of the following characteristics as they relate to Oak Park as a whole.	Overall economic health	Similar	72%	151	302	50
	Overall quality of the transportation system	Higher	74%	17	197	91
	Overall design or layout of residential and commercial areas	Similar	74%	44	295	85
	Overall quality of the utility infrastructure	Similar	75%	69	192	64
	Overall feeling of safety	Lower	60%	298	352	15
	Overall quality of natural environment	Similar	83%	141	304	53
	Overall quality of parks and recreation opportunities	Similar	88%	53	197	73
	Overall health and wellness opportunities	Similar	80%	93	297	69
	Overall opportunities for education, culture, and the arts	Higher	83%	34	299	88
	Residents’ connection and engagement with their community	Higher	72%	17	194	91
Please indicate how likely or unlikely you are to do each of the following.	Recommend living in Oak Park to someone who asks	Similar	87%	150	306	51

Please indicate how likely or unlikely you are to do each of the following.	Remain in Oak Park for the next five years	Similar	75%	273	303	10
Please rate how safe or unsafe you feel:	In your neighborhood during the day	Similar	90%	255	333	23
	In Oak Park's downtown/commercial area during the day	Similar	92%	173	317	45
	From property crime	Similar	63%	166	202	18
	From violent crime	Lower	67%	175	202	13
	From fire, flood, or other natural disaster	Similar	87%	56	192	71
Please rate the job you feel the Oak Park community does at each of the following.	Making all residents feel welcome	Similar	72%	69	200	66
	Attracting people from diverse backgrounds	Higher	75%	19	197	90
	Valuing/respecting residents from diverse backgrounds	Higher	80%	11	198	94
	Taking care of vulnerable residents	Similar	65%	51	194	74
Please rate each of the following in the Oak Park community.	Overall quality of business and service establishments	Similar	81%	94	303	69
	Variety of business and service establishments	Similar	69%	59	194	70
	Vibrancy of downtown/commercial area	Higher	70%	56	283	80
	Employment opportunities	Similar	57%	113	318	64
	Shopping opportunities	Similar	59%	130	309	58
	Cost of living	Lower	21%	254	296	14
	Overall image or reputation	Similar	81%	129	357	64
Please also rate each of the following in the Oak Park community.	Traffic flow on major streets	Similar	36%	249	329	24
	Ease of public parking	Lower	34%	248	278	11
	Ease of travel by car	Similar	54%	254	317	20
	Ease of travel by public transportation	Higher	57%	36	279	87
	Ease of travel by bicycle	Similar	63%	102	319	68
	Ease of walking	Higher	89%	17	320	95
	Well-planned residential growth	Similar	50%	91	196	54
	Well-planned commercial growth	Similar	44%	85	196	57
	Well-designed neighborhoods	Higher	74%	31	193	84

Please also rate each of the following in the Oak Park community.	Please also rate each of the following in the Oak Park community.					
Preservation of the historical or cultural character of the community	Higher	86%	2	192	99	
Public places where people want to spend time	Higher	78%	37	290	87	
Variety of housing options	Similar	57%	96	302	68	
Availability of affordable quality housing	Similar	25%	202	324	37	
Overall quality of new development	Similar	49%	192	314	39	
Overall appearance	Similar	85%	81	336	76	
Cleanliness	Similar	78%	169	325	48	
Water resources	Much lower	32%	164	177	7	
Air quality	Similar	70%	230	290	21	
Availability of paths and walking trails	Lower	51%	278	320	13	
Fitness opportunities	Similar	64%	200	290	31	
Recreational opportunities	Similar	69%	144	311	54	
Availability of affordable quality food	Similar	66%	142	285	50	
Availability of affordable quality health care	Similar	65%	110	294	62	
Availability of preventive health services	Similar	71%	93	280	67	
Availability of affordable quality mental health care	Higher	57%	55	281	80	
Opportunities to attend cultural/arts/music activities	Higher	78%	28	307	91	
Community support for the arts	Higher	85%	10	193	95	
Availability of affordable quality childcare/preschool	Similar	55%	107	292	63	
K-12 education	Similar	81%	112	295	62	
Adult educational opportunities	Similar	65%	83	287	71	
Sense of civic/community pride	Similar	76%	34	193	82	
Neighborliness of residents	Similar	76%	24	292	92	
Opportunities to participate in social events and activities	Higher	77%	29	299	90	
Opportunities to attend special events and festivals	Higher	81%	31	296	89	
Opportunities to volunteer	Similar	77%	56	295	81	






































Please also rate each of the following in the Oak Park community.	Opportunities to participate in community matters	Similar	69%	58	297	80
	Openness and acceptance of the community toward people of diverse backgrounds	Higher	72%	26	314	92
Please indicate whether or not you have done each of the following in the last 12 months.	Contacted the Village of Oak Park for help or information	Much higher	67%	8	332	97
	Contacted Oak Park elected officials to express your opinion	Similar	16%	130	290	55
	Attended a local public meeting	Similar	20%	132	293	55
	Watched a local public meeting	Similar	21%	177	274	35
	Volunteered your time to some group/activity	Similar	43%	66	296	78
	Campaigned or advocated for a local issue, cause, or candidate	Similar	18%	146	285	49
	Voted in your most recent local election	Similar	79%	77	195	61
	Used public transportation instead of driving	Much higher	67%	8	265	97
	Carpooled with other adults or children instead of driving alone	Similar	45%	96	287	66
	Walked or biked instead of driving	Much higher	89%	5	291	98
Please rate the quality of each of the following services in Oak Park.	Public information services	Similar	75%	79	309	74
	Economic development	Similar	57%	123	303	59
	Traffic enforcement	Similar	49%	305	351	13
	Traffic signal timing	Similar	55%	144	295	51
	Street repair	Similar	51%	139	345	60
	Street cleaning	Similar	72%	120	309	61
	Street lighting	Similar	70%	110	338	67
	Snow removal	Similar	72%	136	256	47
	Sidewalk maintenance	Similar	69%	70	306	77
	Bus or transit services	Higher	70%	39	275	86
	Land use, planning and zoning	Similar	53%	106	311	66
	Code enforcement	Similar	58%	112	344	67
	Affordable high-speed internet access	Similar	66%	31	190	84
Garbage collection	Similar	81%	222	328	32	

Please rate the quality of each of the following services in Oak Park.	Drinking water	Similar	81%	102	307	67	
	Sewer services	Similar	82%	129	310	58	
	Storm water management	Similar	71%	170	322	47	
	Power (electric and/or gas) utility	Similar	83%	93	251	63	
	Utility billing	Similar	71%	136	276	51	
	Police/Sheriff services	Similar	75%	265	378	30	
	Crime prevention	Similar	58%	274	350	22	
	Animal control	Similar	72%	161	321	50	
	Ambulance or emergency medical services	Similar	87%	191	316	39	
	Fire services	Similar	93%	194	341	43	
	Fire prevention and education	Similar	84%	122	306	60	
	Emergency preparedness	Similar	76%	105	305	65	
	Preservation of natural areas	Similar	70%	98	288	66	
	Oak Park open space	Similar	66%	111	280	60	
	Recycling	Similar	76%	159	330	52	
	Yard waste pick-up	Similar	79%	125	286	56	
	Village parks	Similar	90%	71	323	78	
	Recreation programs or classes	Higher	83%	31	317	90	
	Recreation centers or facilities	Higher	85%	51	299	83	
	Health services	Similar	81%	59	275	78	
	Public library services	Higher	94%	13	320	96	
	Overall customer service by Oak Park employees	Similar	76%	224	366	38	
	Please rate the following categories of Oak Park government performance.	The value of services for the taxes paid to Oak Park	Similar	46%	263	370	28
		The overall direction that Oak Park is taking	Similar	54%	207	335	38
The job Oak Park government does at welcoming resident involvement		Similar	64%	59	333	82	
Overall confidence in Oak Park government		Similar	50%	176	300	41	









































Please rate the following categories of Oak Park government performance.	Generally acting in the best interest of the community	Similar	56%	160	304	47
	Being honest	Similar	57%	156	295	47
	Being open and transparent to the public	Similar	49%	104	199	48
	Informing residents about issues facing the community	Similar	53%	84	204	59
	Treating all residents fairly	Similar	60%	170	301	43
	Treating residents with respect	Similar	69%	103	196	47
Overall, how would you rate the quality of the services provided by each of the following?	The Village of Oak Park	Similar	72%	207	362	43
	The Federal Government	Similar	45%	48	284	83
Please rate how important, if at all, you think it is for the Oak Park community to focus on each of the following in the coming two years.	Overall economic health	Similar	89%	202	278	27
	Overall quality of the transportation system	Similar	79%	52	192	73
	Overall design or layout of residential and commercial areas	Similar	71%	209	278	24
	Overall quality of the utility infrastructure	Similar	84%	130	191	32
	Overall feeling of safety	Similar	96%	6	278	98
	Overall quality of natural environment	Similar	77%	203	278	27
	Overall quality of parks and recreation opportunities	Similar	79%	114	192	41
	Overall health and wellness opportunities	Similar	75%	179	278	35
	Overall opportunities for education, culture, and the arts	Similar	72%	155	278	44
	Residents' connection and engagement with their community	Similar	64%	207	278	25
In general, how many times do you:	Access the internet from your home	Similar	91%	153	192	20
	Access the internet from your cell phone	Similar	94%	84	192	56
	Visit social media sites	Similar	76%	146	191	24
	Use or check email	Similar	97%	101	192	47
	Share your opinions online	Similar	23%	177	192	8
	Shop online	Similar	56%	91	191	52
	Please rate your overall health.	Similar	76%	41	286	86
	What impact, if any, do you think the economy will have on your family income in the next 6 months? Do you think the impact will be:	Similar	18%	219	288	24









































Complete set of frequencies

This dashboard contains a complete set of responses to each question on the survey. By default, "don't know" responses are excluded, but may be added to the table using the response filter to the right. In some tables, the percentages may not sum to 100%; this is either because the question permitted the respondent to "choose all that apply", or for a question that asked the respondent to select one answer, it is due to the customary practice of rounding values to the nearest whole number.

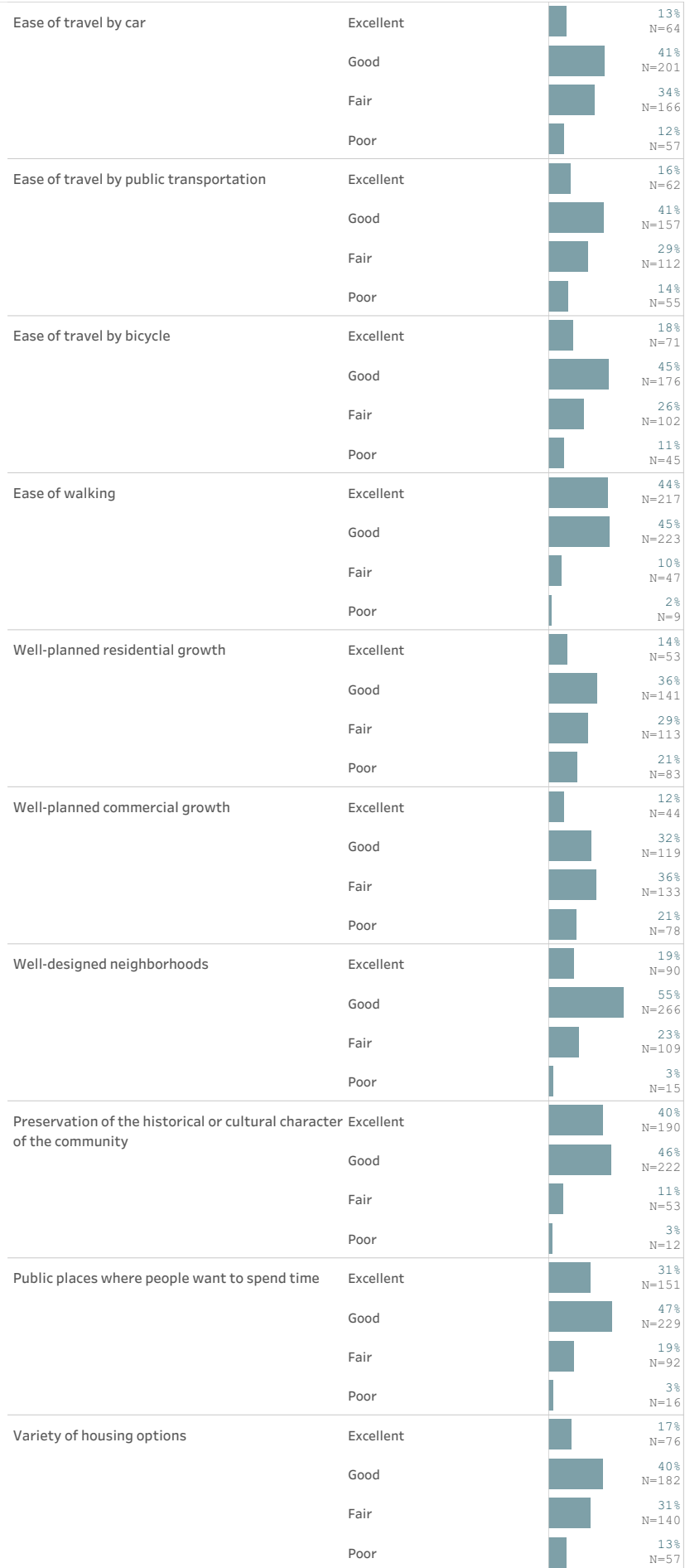
Please rate each of the following aspects of quality of life in Oak Park.	Oak Park as a place to live	Excellent	 39% N=195
		Good	 52% N=261
		Fair	 8% N=41
		Poor	 1% N=6
	Your neighborhood as a place to live	Excellent	 42% N=210
		Good	 46% N=232
		Fair	 10% N=50
		Poor	 2% N=11
	Oak Park as a place to raise children	Excellent	 44% N=192
		Good	 42% N=183
		Fair	 12% N=50
		Poor	 2% N=9
	Oak Park as a place to work	Excellent	 23% N=65
		Good	 46% N=130
		Fair	 25% N=71
		Poor	 6% N=18
	Oak Park as a place to visit	Excellent	 34% N=168
		Good	 48% N=237
		Fair	 14% N=69
		Poor	 3% N=16
	Oak Park as a place to retire	Excellent	 17% N=63
		Good	 28% N=106
		Fair	 31% N=118
		Poor	 24% N=91
	The overall quality of life	Excellent	 28% N=142
		Good	 57% N=285
		Fair	 13% N=67
		Poor	 2% N=10
	Sense of community	Excellent	 31% N=151
		Good	 42% N=207
		Fair	 22% N=108
		Poor	 5% N=23
Please rate each of the following characteristics as they relate to Oak Park as a whole.	Overall economic health	Excellent	 13% N=61
		Good	 59% N=264
		Fair	 21% N=95
		Poor	 7% N=31
	Overall quality of the transportation system	Excellent	 27% N=131

Please rate each of the following characteristics as they relate to Oak Park as a whole.					
Overall quality of the transportation system	Good		47%	N=226	
	Fair		20%	N=94	
	Poor		7%	N=33	
Overall design or layout of residential and commercial areas	Excellent		24%	N=118	
	Good		51%	N=253	
	Fair		23%	N=113	
	Poor		3%	N=16	
Overall quality of the utility infrastructure	Excellent		22%	N=110	
	Good		53%	N=260	
	Fair		20%	N=99	
	Poor		5%	N=25	
Overall feeling of safety	Excellent		13%	N=67	
	Good		47%	N=237	
	Fair		28%	N=141	
	Poor		12%	N=59	
Overall quality of natural environment	Excellent		26%	N=128	
	Good		57%	N=282	
	Fair		17%	N=83	
	Poor		1%	N=4	
Overall quality of parks and recreation opportunities	Excellent		43%	N=211	
	Good		45%	N=222	
	Fair		10%	N=49	
	Poor		2%	N=11	
Overall health and wellness opportunities	Excellent		29%	N=131	
	Good		52%	N=233	
	Fair		16%	N=70	
	Poor		4%	N=18	
Overall opportunities for education, culture, and the arts	Excellent		40%	N=190	
	Good		42%	N=200	
	Fair		13%	N=60	
	Poor		5%	N=21	
Residents' connection and engagement with their community	Excellent		25%	N=121	
	Good		47%	N=228	
	Fair		23%	N=112	
	Poor		5%	N=22	
Please indicate how likely or unlikely you are to do each of the following.	Recommend living in Oak Park to someone who asks	Very likely		54%	N=271
		Somewhat likely		32%	N=162
		Somewhat unlikely		8%	N=39
		Very unlikely		5%	N=26
Remain in Oak Park for the next five years	Very likely		48%	N=234	





































Please indicate how likely or unlikely you are to do each of the following.	Remain in Oak Park for the next five years	Somewhat likely		26% N=126
		Somewhat unlikely		13% N=65
		Very unlikely		12% N=58
Please rate how safe or unsafe you feel:	In your neighborhood during the day	Very safe		64% N=320
		Somewhat safe		26% N=132
		Neither safe nor unsafe		4% N=22
		Somewhat unsafe		4% N=22
		Very unsafe		1% N=7
	In Oak Park's downtown/commercial area during the day	Very safe		60% N=298
		Somewhat safe		32% N=157
		Neither safe nor unsafe		3% N=16
		Somewhat unsafe		3% N=15
		Very unsafe		2% N=10
	From property crime	Very safe		18% N=86
		Somewhat safe		45% N=219
		Neither safe nor unsafe		13% N=62
		Somewhat unsafe		19% N=94
		Very unsafe		5% N=24
From violent crime	Very safe		24% N=117	
	Somewhat safe		43% N=211	
	Neither safe nor unsafe		16% N=77	
	Somewhat unsafe		14% N=70	
	Very unsafe		4% N=20	
From fire, flood, or other natural disaster	Very safe		53% N=256	
	Somewhat safe		34% N=163	
	Neither safe nor unsafe		10% N=47	
	Somewhat unsafe		3% N=13	
	Very unsafe		0% N=1	
Please rate the job you feel the Oak Park community does at each of the following.	Making all residents feel welcome	Excellent		26% N=127
		Good		46% N=222
		Fair		23% N=113
		Poor		4% N=21
	Attracting people from diverse backgrounds	Excellent		34% N=169
		Good		41% N=200
		Fair		17% N=85
		Poor		7% N=35
	Valuing/respecting residents from diverse backgrounds	Excellent		38% N=184
		Good		42% N=202
		Fair		13% N=61
		Poor		7% N=33

Please rate the job you feel the Oak Park community does at each of the following.	Taking care of vulnerable residents	Excellent		25% N=100
		Good		41% N=165
		Fair		24% N=98
		Poor		10% N=42
Please rate each of the following in the Oak Park community.	Overall quality of business and service establishments	Excellent		19% N=95
		Good		61% N=301
		Fair		16% N=79
		Poor		3% N=16
	Variety of business and service establishments	Excellent		21% N=101
		Good		49% N=240
		Fair		25% N=122
		Poor		6% N=28
	Vibrancy of downtown/commercial area	Excellent		26% N=129
		Good		44% N=220
		Fair		24% N=121
		Poor		6% N=28
Employment opportunities	Excellent		9% N=23	
	Good		47% N=117	
	Fair		31% N=76	
	Poor		13% N=31	
Shopping opportunities	Excellent		13% N=65	
	Good		46% N=230	
	Fair		32% N=159	
	Poor		8% N=42	
Cost of living	Excellent		2% N=11	
	Good		19% N=93	
	Fair		44% N=218	
	Poor		35% N=174	
Overall image or reputation	Excellent		28% N=140	
	Good		53% N=260	
	Fair		16% N=77	
	Poor		3% N=17	
Please also rate each of the following in the Oak Park community.	Traffic flow on major streets	Excellent		4% N=21
		Good		31% N=157
		Fair		41% N=205
		Poor		23% N=116
	Ease of public parking	Excellent		7% N=32
		Good		27% N=129
		Fair		38% N=181
		Poor		28% N=132
























Please also rate each of the following in the Oak Park community.











































Please also rate each of the following in the Oak Park community.

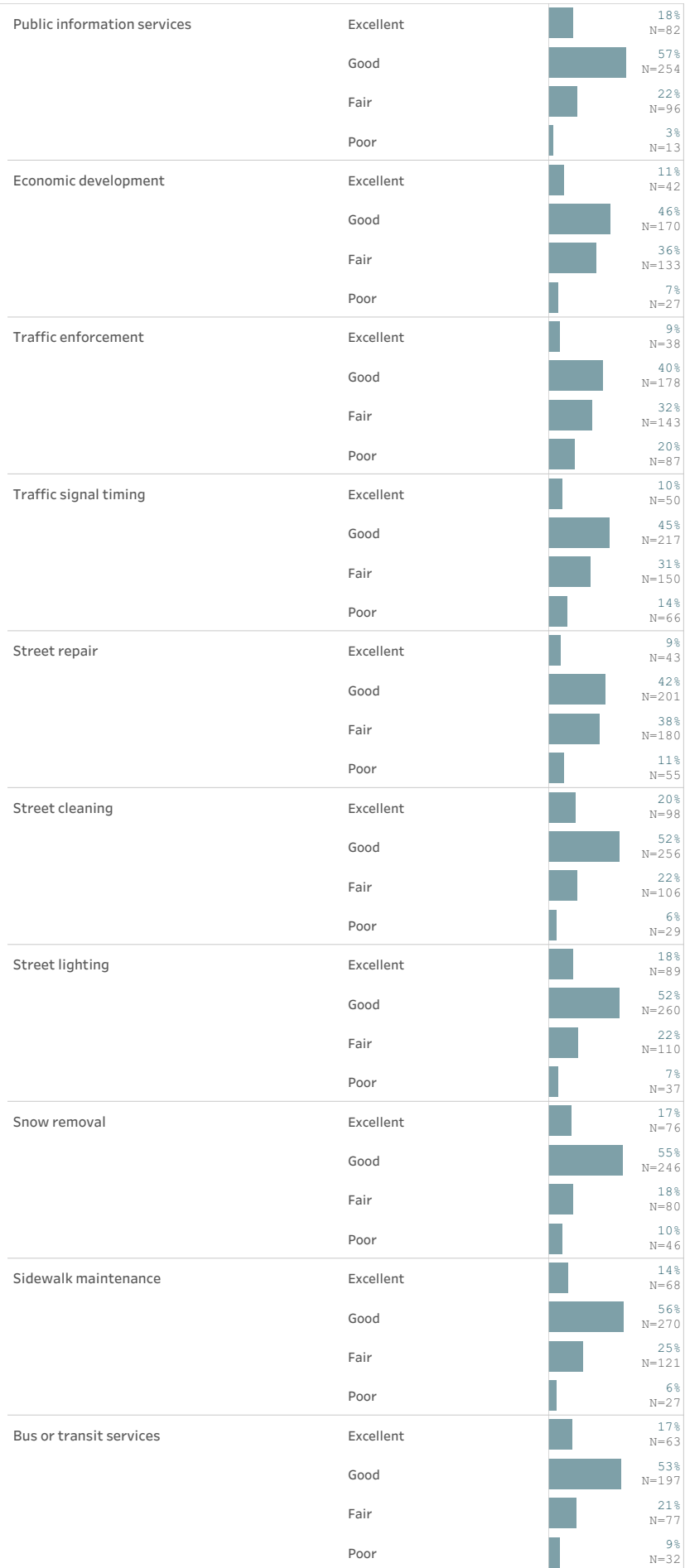
Availability of affordable quality housing	Excellent		5% N=23
	Good		19% N=81
	Fair		40% N=170
	Poor		36% N=151
Overall quality of new development	Excellent		10% N=42
	Good		40% N=170
	Fair		38% N=161
	Poor		13% N=56
Overall appearance	Excellent		30% N=147
	Good		55% N=277
	Fair		14% N=69
	Poor		1% N=5
Cleanliness	Excellent		24% N=118
	Good		55% N=273
	Fair		18% N=91
	Poor		4% N=18
Water resources	Excellent		8% N=24
	Good		24% N=72
	Fair		34% N=103
	Poor		35% N=106
Air quality	Excellent		13% N=62
	Good		57% N=262
	Fair		27% N=124
	Poor		3% N=15
Availability of paths and walking trails	Excellent		12% N=58
	Good		39% N=182
	Fair		30% N=144
	Poor		19% N=89
Fitness opportunities	Excellent		20% N=90
	Good		44% N=200
	Fair		28% N=129
	Poor		8% N=34
Recreational opportunities	Excellent		22% N=106
	Good		47% N=222
	Fair		28% N=131
	Poor		3% N=13
Availability of affordable quality food	Excellent		18% N=86
	Good		48% N=237
	Fair		27% N=133
	Poor		7% N=34

Please also rate each of the following in the Oak Park community.









































Availability of affordable quality health care	Excellent		21% N=83
	Good		44% N=173
	Fair		27% N=104
	Poor		8% N=32
Availability of preventive health services	Excellent		22% N=84
	Good		48% N=185
	Fair		22% N=82
	Poor		8% N=30
Availability of affordable quality mental health care	Excellent		18% N=55
	Good		39% N=119
	Fair		26% N=80
	Poor		16% N=48
Opportunities to attend cultural/arts/music activities	Excellent		33% N=155
	Good		45% N=211
	Fair		19% N=88
	Poor		4% N=17
Community support for the arts	Excellent		37% N=168
	Good		48% N=215
	Fair		12% N=56
	Poor		3% N=13
Availability of affordable quality childcare/preschool	Excellent		17% N=45
	Good		39% N=105
	Fair		27% N=72
	Poor		18% N=47
K-12 education	Excellent		30% N=102
	Good		51% N=172
	Fair		14% N=46
	Poor		5% N=17
Adult educational opportunities	Excellent		18% N=55
	Good		47% N=149
	Fair		27% N=83
	Poor		8% N=26
Sense of civic/community pride	Excellent		25% N=118
	Good		51% N=238
	Fair		19% N=90
	Poor		4% N=20
Neighborliness of residents	Excellent		29% N=143
	Good		46% N=226
	Fair		20% N=98
	Poor		4% N=20

Please also rate each of the following in the Oak Park community.	Opportunities to participate in social events and activities	Excellent	 27% N=128
		Good	 50% N=231
		Fair	 21% N=97
		Poor	 2% N=11
	Opportunities to attend special events and festivals	Excellent	 30% N=144
		Good	 51% N=242
		Fair	 17% N=80
		Poor	 2% N=12
	Opportunities to volunteer	Excellent	 29% N=118
		Good	 48% N=199
		Fair	 19% N=78
		Poor	 4% N=17
	Opportunities to participate in community matters	Excellent	 24% N=101
		Good	 45% N=189
		Fair	 24% N=102
		Poor	 7% N=28
	Openness and acceptance of the community toward people of diverse backgrounds	Excellent	 31% N=142
		Good	 41% N=186
		Fair	 22% N=103
		Poor	 6% N=27
Please indicate whether or not you have done each of the following in the last 12 months.	Contacted the Village of Oak Park for help or information	No	 33% N=163
		Yes	 67% N=335
	Contacted Oak Park elected officials to express your opinion	No	 84% N=417
		Yes	 16% N=82
	Attended a local public meeting	No	 80% N=400
		Yes	 20% N=100
	Watched a local public meeting	No	 79% N=394
		Yes	 21% N=106
	Volunteered your time to some group/activity	No	 58% N=288
		Yes	 42% N=212
	Campaigned or advocated for a local issue, cause, or candidate	No	 82% N=408
		Yes	 18% N=92
	Voted in your most recent local election	No	 21% N=107
		Yes	 79% N=393
	Used public transportation instead of driving	No	 33% N=164
		Yes	 67% N=334
	Carpooled with other adults or children instead of driving alone	No	 55% N=275
		Yes	 45% N=227
	Walked or biked instead of driving	No	 11% N=54
		Yes	 89% N=447








































Please rate the quality of each of the following services in Oak Park.



Please rate the quality of each of the following services in Oak Park.

Land use, planning and zoning	Excellent		8% N=28
	Good		45% N=154
	Fair		33% N=113
	Poor		14% N=47
Code enforcement	Excellent		12% N=44
	Good		45% N=159
	Fair		28% N=99
	Poor		15% N=52
Affordable high-speed internet access	Excellent		19% N=78
	Good		46% N=187
	Fair		22% N=88
	Poor		12% N=50
Garbage collection	Excellent		27% N=128
	Good		54% N=261
	Fair		16% N=75
	Poor		3% N=15
Drinking water	Excellent		31% N=153
	Good		50% N=244
	Fair		14% N=71
	Poor		5% N=23
Sewer services	Excellent		28% N=124
	Good		54% N=237
	Fair		15% N=67
	Poor		2% N=11
Storm water management	Excellent		18% N=78
	Good		53% N=230
	Fair		22% N=96
	Poor		7% N=29
Power (electric and/or gas) utility	Excellent		25% N=122
	Good		58% N=282
	Fair		17% N=81
	Poor		1% N=2
Utility billing	Excellent		19% N=90
	Good		52% N=243
	Fair		25% N=119
	Poor		4% N=18
Police services	Excellent		24% N=116
	Good		51% N=241
	Fair		22% N=107
	Poor		3% N=12









































Please rate the quality of each of the following services in Oak Park.









































Crime prevention	Excellent		12% N=53
	Good		46% N=207
	Fair		28% N=126
	Poor		14% N=65
Animal control	Excellent		19% N=65
	Good		54% N=186
	Fair		19% N=66
	Poor		9% N=30
Ambulance or emergency medical services	Excellent		35% N=124
	Good		52% N=181
	Fair		13% N=46
Fire services	Excellent		41% N=155
	Good		53% N=200
	Fair		5% N=21
	Poor		1% N=5
Fire prevention and education	Excellent		31% N=91
	Good		53% N=157
	Fair		13% N=38
	Poor		3% N=10
Emergency preparedness	Excellent		21% N=57
	Good		54% N=148
	Fair		15% N=42
	Poor		9% N=26
Preservation of natural areas	Excellent		19% N=69
	Good		52% N=193
	Fair		23% N=87
	Poor		6% N=23
Oak Park open space	Excellent		20% N=89
	Good		46% N=198
	Fair		28% N=121
	Poor		6% N=26
Recycling	Excellent		26% N=124
	Good		50% N=241
	Fair		18% N=87
	Poor		6% N=27
Yard waste pick-up	Excellent		28% N=109
	Good		50% N=194
	Fair		17% N=66
	Poor		4% N=17
Village parks	Excellent		38% N=183









































Please rate the quality of each of the following services in Oak Park.	Village parks	Good		52% N=246
		Fair		9% N=42
		Poor		1% N=4
	Recreation programs or classes	Excellent		37% N=151
		Good		46% N=190
		Fair		16% N=65
		Poor		1% N=6
	Recreation centers or facilities	Excellent		32% N=135
		Good		53% N=226
		Fair		11% N=48
		Poor		4% N=17
	Health services	Excellent		25% N=90
Good			56% N=202	
Fair			16% N=59	
Poor			3% N=10	
Public library services	Excellent		63% N=292	
	Good		31% N=142	
	Fair		5% N=24	
	Poor		1% N=5	
Overall customer service by Oak Park employees	Excellent		25% N=115	
	Good		51% N=233	
	Fair		20% N=91	
	Poor		4% N=19	
Please rate the following categories of Oak Park government performance.	The value of services for the taxes paid to Oak Park	Excellent		10% N=43
		Good		36% N=160
		Fair		33% N=147
		Poor		21% N=90
	The overall direction that Oak Park is taking	Excellent		10% N=46
		Good		44% N=195
		Fair		32% N=144
		Poor		14% N=63
	The job Oak Park government does at welcoming resident involvement	Excellent		17% N=68
		Good		47% N=182
		Fair		25% N=99
		Poor		11% N=42
Overall confidence in Oak Park government	Excellent		11% N=47	
	Good		39% N=173	
	Fair		34% N=149	
	Poor		17% N=75	
Generally acting in the best interest of the community	Excellent		12% N=54	

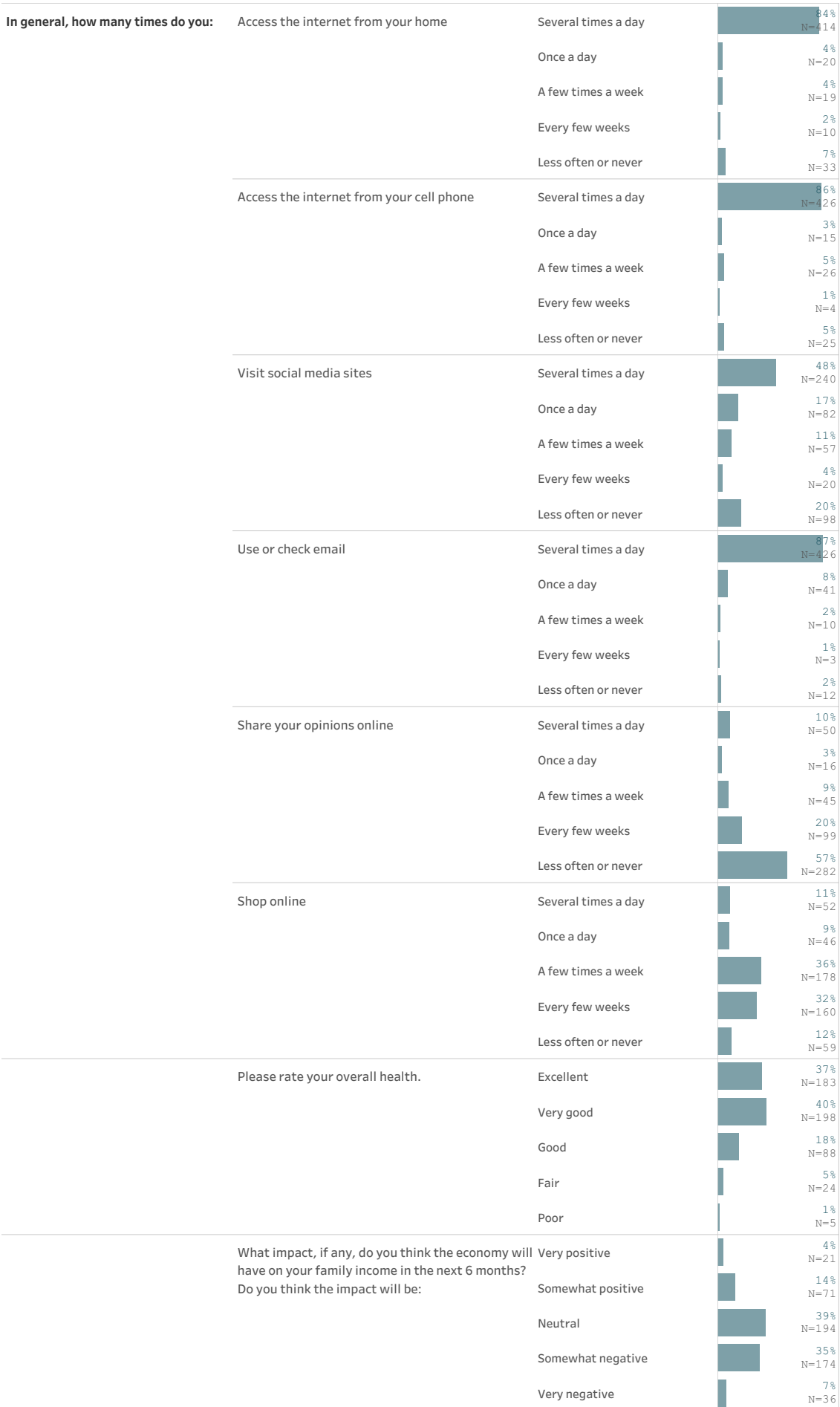
Please rate the following categories of Oak Park government performance.	Generally acting in the best interest of the community	Good		44% N=196
		Fair		29% N=131
		Poor		15% N=65
	Being honest	Excellent		13% N=51
		Good		44% N=172
		Fair		30% N=118
		Poor		12% N=48
	Being open and transparent to the public	Excellent		13% N=54
		Good		36% N=149
		Fair		36% N=147
		Poor		15% N=60
	Informing residents about issues facing the community	Excellent		12% N=55
Good			40% N=180	
Fair			35% N=153	
Poor			13% N=56	
Treating all residents fairly	Excellent		14% N=55	
	Good		46% N=179	
	Fair		24% N=92	
	Poor		16% N=64	
Treating residents with respect	Excellent		16% N=67	
	Good		53% N=222	
	Fair		24% N=100	
	Poor		8% N=33	
Overall, how would you rate the quality of the services provided by each of the following?	The Village of Oak Park	Excellent		17% N=84
		Good		55% N=264
		Fair		22% N=107
		Poor		6% N=27
	The Federal Government	Excellent		7% N=30
		Good		38% N=173
		Fair		40% N=181
		Poor		15% N=69
Please rate how important, if at all, you think it is for the Oak Park community to focus on each of the following in the coming two years.	Overall economic health	Essential		41% N=201
		Very important		48% N=234
		Somewhat important		11% N=52
		Not at all important		0% N=1
	Overall quality of the transportation system	Essential		35% N=171
		Very important		43% N=211
		Somewhat important		20% N=99
		Not at all important		1% N=6
	Overall design or layout of residential and commercial areas	Essential		28% N=138









































Please rate how important, if at all, you think it is for the Oak Park community to focus on each of the following in the coming two years.	Overall design or layout of residential and commercial areas	Very important		43% N=210
		Somewhat important		27% N=132
		Not at all important		2% N=12
	Overall quality of the utility infrastructure	Essential		47% N=229
		Very important		37% N=183
		Somewhat important		16% N=80
	Overall feeling of safety	Essential		68% N=335
		Very important		28% N=135
		Somewhat important		4% N=19
		Not at all important		0% N=1
	Overall quality of natural environment	Essential		36% N=176
		Very important		42% N=204
Somewhat important			22% N=108	
Not at all important			1% N=4	
Overall quality of parks and recreation opportunities	Essential		30% N=147	
	Very important		49% N=241	
	Somewhat important		20% N=97	
	Not at all important		1% N=5	
Overall health and wellness opportunities	Essential		27% N=134	
	Very important		47% N=233	
	Somewhat important		23% N=114	
	Not at all important		2% N=10	
Overall opportunities for education, culture, and the arts	Essential		32% N=156	
	Very important		40% N=199	
	Somewhat important		26% N=126	
	Not at all important		2% N=10	
Residents' connection and engagement with their community	Essential		25% N=123	
	Very important		39% N=190	
	Somewhat important		33% N=165	
	Not at all important		3% N=14	
Please rate how important, if at all, it is for the Village of Oak Park to maintain each of the following services at least at current levels (as compared with cutting the levels of service):	Business retention, development, and attraction	Essential		41% N=199
		Very important		42% N=202
		Somewhat important		16% N=79
		Not at all important		1% N=5
Care of trees and landscaping in the parkways	Essential		38% N=186	
	Very important		45% N=222	
	Somewhat important		16% N=79	
	Not at all important		0% N=2	
Maintenance of the public way, street cleaning, snow plowing	Essential		59% N=291	
	Very important		35% N=173	









Please rate how important, if at all, it is for the Village of Oak Park to maintain each of the following services at least at current levels (as compared with cutting the levels of service):				
Maintenance of the public way, street cleaning, snow plowing	Somewhat important		5% N=25	
	Not at all important		0% N=1	
Fire and emergency medical assistance	Essential		68% N=337	
	Very important		28% N=139	
	Somewhat important		4% N=18	
	Not at all important		0% N=1	
Housing programs	Essential		37% N=179	
	Very important		36% N=176	
	Somewhat important		21% N=102	
	Not at all important		6% N=27	
Operation and administration of parking services	Essential		23% N=112	
	Very important		36% N=178	
	Somewhat important		33% N=163	
	Not at all important		8% N=38	
Partner agencies that promote or support tourism, housing and the arts in Oak Park	Essential		14% N=71	
	Very important		37% N=182	
	Somewhat important		39% N=192	
	Not at all important		9% N=46	
Police protection	Essential		64% N=316	
	Very important		23% N=113	
	Somewhat important		10% N=51	
	Not at all important		3% N=13	
Public health services	Essential		44% N=216	
	Very important		41% N=199	
	Somewhat important		13% N=63	
	Not at all important		2% N=12	
Environmental sustainability programs and events	Essential		38% N=187	
	Very important		41% N=200	
	Somewhat important		18% N=88	
	Not at all important		3% N=16	
To what degree, if at all, is each of the following a problem in Oak Park?	Crime	Not a problem		7% N=34
		Minor problem		29% N=143
		Moderate problem		40% N=196
		Major problem		24% N=117
Drugs	Not a problem		20% N=98	
	Minor problem		38% N=184	
	Moderate problem		33% N=161	
	Major problem		10% N=47	
Graffiti	Not a problem		33% N=164	
	Minor problem		46% N=229	

To what degree, if at all, is each of the following a problem in Oak Park?	Graffiti	Moderate problem		18% N=88
		Major problem		3% N=14
	Homelessness	Not a problem		6% N=31
		Minor problem		38% N=186
Moderate problem			38% N=188	
Major problem			18% N=87	
Noise	Not a problem		28% N=140	
	Minor problem		41% N=204	
	Moderate problem		21% N=103	
	Major problem		9% N=46	
Panhandling	Not a problem		16% N=78	
	Minor problem		35% N=176	
	Moderate problem		24% N=118	
	Major problem		25% N=123	
Run-down buildings and houses	Not a problem		34% N=171	
	Minor problem		50% N=248	
	Moderate problem		12% N=57	
	Major problem		4% N=20	
Traffic	Not a problem		12% N=62	
	Minor problem		31% N=155	
	Moderate problem		36% N=180	
	Major problem		20% N=97	
How much information about Oak Park, if any, do you get from each of the following sources?	Village of Oak Park social media pages (Facebook, Twitter, Instagram, etc.)	A lot		16% N=77
		Some		42% N=205
		None		43% N=209
	Friends and neighbors	A lot		29% N=141
		Some		55% N=269
		None		17% N=82
	Local newspapers (print and online)	A lot		34% N=168
		Some		43% N=211
		None		23% N=113
	Village of Oak Park email news	A lot		22% N=109
Some			40% N=194	
None			38% N=187	
Village of Oak Park OP/FYI newsletter and other Village mailings	A lot		48% N=234	
	Some		44% N=215	
	None		8% N=41	
Local social media pages/groups	A lot		19% N=96	
	Some		39% N=192	
	None		42% N=205	

Please rate the value of services for the taxes paid to each of the following (percent of your property tax bill):				
Elementary School District 97 (38.2%)	Excellent		32%	N=104
	Good		38%	N=122
	Fair		19%	N=61
	Poor		12%	N=38
OPRF High School District 200 (24.3%)	Excellent		31%	N=96
	Good		37%	N=114
	Fair		19%	N=59
	Poor		12%	N=38
Village of Oak Park (15.7%)	Excellent		14%	N=58
	Good		50%	N=206
	Fair		29%	N=122
	Poor		7%	N=29
Park District of Oak Park (4.7%)	Excellent		37%	N=154
	Good		44%	N=187
	Fair		15%	N=63
	Poor		4%	N=18
Cook County (4.5%)	Excellent		9%	N=32
	Good		33%	N=122
	Fair		36%	N=133
	Poor		22%	N=82
Oak Park Public Library (4.2%)	Excellent		49%	N=207
	Good		32%	N=135
	Fair		15%	N=65
	Poor		4%	N=18
Metropolitan Water Reclamation District (3.4%)	Excellent		18%	N=59
	Good		50%	N=165
	Fair		27%	N=91
	Poor		5%	N=17
Oak Park Township (2.5%)	Excellent		18%	N=60
	Good		48%	N=163
	Fair		26%	N=89
	Poor		8%	N=25
Triton Community College District 504 (2.4%)	Excellent		14%	N=38
	Good		40%	N=107
	Fair		33%	N=88
	Poor		12%	N=32
Mosquito Abatement District (0.1%)	Excellent		17%	N=51
	Good		36%	N=112
	Fair		32%	N=97
	Poor		15%	N=47



How many years have you lived in Oak Park?	Less than 2 years		16% N=78
	2-5 years		20% N=102
	6-10 years		16% N=82
	11-20 years		16% N=80
	More than 20 years		32% N=160
Which best describes the building you live in?	One family house detached from any other houses		43% N=217
	Building with two or more homes (duplex, townhome, apa..		56% N=280
	Other		1% N=5
Do you rent or own your home?	Rent		40% N=199
	Own		60% N=301
About how much is your monthly housing cost for the place you live (including rent, mortgage payment, property tax, property insurance and homeowners' association (HOA) fees)?	Less than \$500		5% N=24
	\$500 to \$999		8% N=39
	\$1,000 to \$1,499		24% N=117
	\$1,500 to \$1,999		17% N=83
	\$2,000 to \$2,499		12% N=60
	\$2,500 to \$2,999		11% N=54
	\$3,000 to \$3,499		10% N=47
	\$3,500 or more		13% N=62
Do any children 17 or under live in your household?	No		69% N=346
	Yes		31% N=156
Are you or any other members of your household aged 65 or older?	No		74% N=368
	Yes		26% N=130
How much do you anticipate your household's total income before taxes will be for the current year? (Please include in your total income money from all sources for all persons living in your household.)	Less than \$25,000		11% N=52
	\$25,000 to \$49,999		8% N=39
	\$50,000 to \$74,999		12% N=58
	\$75,000 to \$99,999		16% N=75
	\$100,000 to \$149,999		18% N=84
	\$150,000 or more		35% N=165
Are you Spanish, Hispanic or Latino?	No, not Spanish, Hispanic, or Latino		92% N=454
	Yes, I consider myself to be Spanish, Hispanic, or Latino		8% N=38
What is your race? (Mark one or more races to indicate what race you consider yourself to be.)	American Indian or Alaskan Native		2% N=8
	Asian, Asian Indian, or Pacific Islander		10% N=48
	Black or African American		17% N=82
	White		70% N=342
	Other		6% N=28
	In which category is your age?	18-24 years	
25-34 years			19% N=97
35-44 years			18% N=91
45-54 years			21% N=107
55-64 years			13% N=65

In which category is your age?	65-74 years		14% N=70
	75 years or older		10% N=49
What is your gender?	Woman		54% N=267
	Man		45% N=223
	Identify in another way		1% N=7
If you identify in another way, how would you describe your gender?	Genderqueer/gender fluid		41% N=3
	Transgender woman		16% N=1
	Not listed		43% N=3

Full trends

This table contains the trends over time for the Village of Oak Park. The combined "percent positive" responses for each survey year are presented (e.g., excellent/good or yes). If an item was not included during an administration of the survey, no percentage will be shown in the table. If the difference between the 2019 and 2022 surveys is greater than six percentage points, the change is statistically significant.

It is important to note that in 2020, The NCS survey was updated to include new and refreshed items. Consequently, some of the trends may be impacted due to wording modifications that could have potentially altered the meaning of the item for the respondent.

		2004	2008	2011	2013	2015	2017	2019	2022
Please rate each of the following aspects of quality of life in Oak Park.	Oak Park as a place to live	93%	91%	93%	94%	90%	92%	91%	
	Your neighborhood as a place to live	93%	86%	88%	88%	88%	87%	88%	88%
	Oak Park as a place to raise children	96%	85%	93%	92%	91%	90%	92%	86%
	Oak Park as a place to work	56%	58%	68%	68%	57%	69%	69%	
	Oak Park as a place to visit				84%	83%	89%	83%	
	Oak Park as a place to retire	55%	55%	57%	58%	47%	45%	45%	
	The overall quality of life	93%	89%	90%	89%	90%	84%	87%	85%
	Sense of community	88%	85%	82%	84%	79%	76%	77%	73%
Please rate each of the following characteristics as they relate to Oak Park as a whole.	Overall economic health				67%	68%	68%	72%	
	Overall quality of the transportation system								74%
	Overall design or layout of residential and commercial areas				81%	72%	79%	74%	
	Overall quality of the utility infrastructure								75%
	Overall feeling of safety				76%	77%	77%	60%	
	Overall quality of natural environment				86%	85%	89%	83%	
	Overall quality of parks and recreation opportunities								88%
	Overall health and wellness opportunities				78%	83%	82%	80%	
	Overall opportunities for education, culture, and the arts				84%	83%	89%	83%	
	Residents' connection and engagement with their community								72%
Please indicate how likely or unlikely you are to do each of the following.	Recommend living in Oak Park to someone who asks	89%	88%	91%	92%	87%	90%	87%	
	Remain in Oak Park for the next five years	79%	82%	85%	83%	80%	80%	75%	
Please rate how safe or unsafe you feel:	In your neighborhood during the day	91%	92%	94%	94%	91%	96%	90%	
	In Oak Park's downtown/commercial area during the day	94%	93%	95%	97%	93%	95%	92%	
	From property crime	76%	47%	54%	49%				63%
	From violent crime	85%	66%	68%	70%				67%
	From fire, flood, or other natural disaster								87%

Please rate the job you feel the Oak Park community does at each of the following.	Making all residents feel welcome	72%
	Attracting people from diverse backgrounds	75%
	Valuing/respecting residents from diverse backgrounds	80%
	Taking care of vulnerable residents	65%
Please rate each of the following in the Oak Park community.	Overall quality of business and service establishments	55% 67% 65% 64% 67% 69% 81%
	Variety of business and service establishments	69%
	Vibrancy of downtown/commercial area	69% 71% 76% 70%
	Employment opportunities	25% 28% 33% 41% 33% 46% 57%
	Shopping opportunities	71% 39% 51% 51% 61% 67% 65% 59%
	Cost of living	24% 16% 19% 21%
	Overall image or reputation	87% 89% 89% 89% 85% 89% 81%
Please also rate each of the following in the Oak Park community.	Traffic flow on major streets	41% 42% 46% 43% 32% 31% 36%
	Ease of public parking	27% 26% 32% 34%
	Ease of travel by car	52% 45% 45% 54%
	Ease of travel by public transportation	97% 89% 90% 94% 57%
	Ease of travel by bicycle	67% 64% 71% 74% 67% 66% 68% 63%
	Ease of walking	94% 88% 89% 92% 89% 87% 93% 89%
	Well-planned residential growth	50%
	Well-planned commercial growth	44%
	Well-designed neighborhoods	91% 74%
	Preservation of the historical or cultural character of the community	86%
	Public places where people want to spend time	86% 83% 87% 78%
	Variety of housing options	64% 54% 57% 57%
	Availability of affordable quality housing	33% 35% 37% 38% 23% 28% 25%
	Overall quality of new development	47% 51% 53% 56% 52% 58% 49%
	Overall appearance	94% 89% 92% 89% 94% 87% 91% 85%
	Cleanliness	87% 89% 87% 86% 81% 85% 78%
	Water resources	32%
	Air quality	78% 73% 78% 70%
	Availability of paths and walking trails	61% 56% 68% 51%
	Fitness opportunities	69% 66% 75% 64%

Please also rate each of the following in the Oak Park community.	Recreational opportunities	75%	75%	79%	72%	71%	82%	69%	
	Availability of affordable quality food				75%	75%	80%	66%	
	Availability of affordable quality health care	59%	68%	62%	74%	73%	77%	65%	
	Availability of preventive health services				76%	76%	79%	71%	
	Availability of affordable quality mental health care				68%	60%	60%	57%	
	Opportunities to attend cultural/arts/music activities	86%	75%	72%	75%	83%	78%	79%	78%
	Community support for the arts								85%
	Availability of affordable quality childcare/preschool	40%	49%	40%	68%	54%	57%	55%	
	K-12 education	85%	87%	89%					81%
	Adult educational opportunities				76%	65%	74%	65%	
	Sense of civic/community pride								76%
	Neighborliness of residents				78%	72%	73%	76%	
	Opportunities to participate in social events and activities	77%	77%	80%	78%	82%	80%	77%	
	Opportunities to attend special events and festivals				81%	77%	79%	81%	
	Opportunities to volunteer	83%	80%	85%	81%	82%	83%	77%	
	Opportunities to participate in community matters	77%	76%	82%	77%	79%	78%	69%	
Openness and acceptance of the community toward people of diver..	89%	88%	86%	87%	77%	75%	75%	72%	
Please indicate whether or not you have done each of the following in the last 12 months.	Contacted the Village of Oak Park for help or information	74%	76%	69%	70%	67%	67%	67%	
	Contacted Oak Park elected officials to express your opinion				18%	24%	19%	16%	
	Attended a local public meeting	30%	28%	27%	23%	27%	24%	20%	
	Watched a local public meeting	36%	34%	27%	20%	21%	15%	21%	
	Volunteered your time to some group/activity	45%	44%	50%	41%	45%	39%	43%	
	Campaigned or advocated for a local issue, cause, or candidate				23%	33%	32%	18%	
	Voted in your most recent local election	85%	82%	79%				79%	
	Used public transportation instead of driving				81%	79%	84%	67%	
	Carpooled with other adults or children instead of driving alone				44%	48%	46%	45%	
	Walked or biked instead of driving				88%	87%	86%	89%	
Please rate the quality of each of the following services in Oak Park.	Public information services	80%	80%	83%	81%	78%	86%	75%	
	Economic development	77%	36%	33%	35%	51%	53%	56%	57%
	Traffic enforcement	76%	56%	54%	57%	61%	52%	54%	49%
	Traffic signal timing				56%	54%	57%	55%	

Please rate the quality of each of the following services in Oak Park.	Street repair	59%	35%	36%	48%	40%	50%	51%	51%
	Street cleaning	89%	74%	70%	77%	63%	71%	72%	72%
	Street lighting	83%	70%	71%	72%	66%	69%	68%	70%
	Snow removal	77%	58%	64%	77%	59%	67%	71%	72%
	Sidewalk maintenance	70%	54%	58%	65%	63%	61%	65%	69%
	Bus or transit services	81%	69%	76%	69%	78%	73%	78%	70%
	Land use, planning and zoning	38%	43%	54%	61%	46%	53%	53%	
	Code enforcement	57%	48%	67%	64%	56%	61%	58%	
	Affordable high-speed internet access								66%
	Garbage collection	89%	80%	86%	89%	88%	83%	86%	81%
	Drinking water					81%	81%	81%	81%
	Sewer services	70%	64%	75%	75%	71%	79%	82%	
	Storm water management					61%	54%	63%	71%
	Power (electric and/or gas) utility					82%	81%	84%	83%
	Utility billing					72%	74%	76%	71%
	Police services	90%	87%	86%	92%	88%	87%	89%	75%
	Crime prevention	80%	58%	67%	74%	77%	68%	71%	58%
	Animal control	83%	76%	75%	76%	74%	72%	76%	72%
	Ambulance or emergency medical services	97%	92%	93%	95%	93%	93%	97%	87%
	Fire services	98%	96%	96%	98%	95%	94%	98%	93%
	Fire prevention and education	80%	84%	85%	85%	80%	87%	84%	
	Emergency preparedness	72%	69%	61%	74%	58%	72%	76%	
	Preservation of natural areas					63%	53%	65%	70%
	Oak Park open space					70%	60%	70%	66%
	Recycling	87%	81%	83%	88%	89%	81%	83%	76%
	Yard waste pick-up	85%	75%	78%	77%	79%	77%	84%	79%
	Village parks					90%	89%	94%	90%
	Recreation programs or classes	82%							83%
	Recreation centers or facilities	76%				90%	87%	89%	85%
	Health services	89%	72%	68%	69%	77%	80%	84%	81%
	Public library services	92%	96%	95%	93%	93%	97%	94%	

Please rate the quality of each of the following services in Oak Park.	Overall customer service by Oak Park employees	81% 70% 74% 81% 74% 72% 79% 76%
Please rate the following categories of Oak Park government performance.	The value of services for the taxes paid to Oak Park	47% 43% 46% 46%
	The overall direction that Oak Park is taking	71% 53% 60% 66% 59% 45% 48% 54%
	The job Oak Park government does at welcoming resident involvem..	73% 61% 65% 63% 65% 54% 60% 64%
	Overall confidence in Oak Park government	54% 46% 45% 50%
	Generally acting in the best interest of the community	60% 50% 52% 56%
	Being honest	63% 46% 53% 57%
	Being open and transparent to the public	49%
	Informing residents about issues facing the community	53%
	Treating all residents fairly	61% 56% 53% 60%
	Treating residents with respect	69%
Overall, how would you rate the quality of the services provided by each of the following?	The Village of Oak Park	92% 72% 74% 82% 80% 76% 78% 72%
	The Federal Government	31% 40% 38% 45% 29% 34% 45%
Please rate how important, if at all, you think it is for the Oak Park community to focus on each of the following in the coming two years.	Overall economic health	92% 87% 89% 89%
	Overall quality of the transportation system	79%
	Overall design or layout of residential and commercial areas	78% 76% 75% 71%
	Overall quality of the utility infrastructure	84%
	Overall feeling of safety	94% 90% 94% 96%
	Overall quality of natural environment	78% 80% 79% 77%
	Overall quality of parks and recreation opportunities	79%
	Overall health and wellness opportunities	69% 64% 67% 75%
	Overall opportunities for education, culture, and the arts	81% 78% 74% 72%
	Residents' connection and engagement with their community	83% 81% 80% 64%
In general, how many times do you:	Access the internet from your home	91%
	Access the internet from your cell phone	94%
	Visit social media sites	76%
	Use or check email	97%
	Share your opinions online	23%
	Shop online	56%
	Please rate your overall health.	71% 70% 69% 76%
	What impact, if any, do you think the economy will have on your fa..	7% 11% 24% 29% 22% 21% 18%

Methods (open participation)

As part of its participation in The National Community Survey™ (The NCST™), the Village of Oak Park conducted a survey of 505 residents. Survey invitations were mailed to randomly selected households and data were collected from September 28th, 2022 to November 16th, 2022. The results from this main survey effort represent the most robust estimate of your residents’ opinions.

After the above data collection period was underway, a link to an online open participation survey was publicized by the Village of Oak Park. The open participation survey was identical to the probability sample survey with two small updates; it included a map at the beginning asking where the respondent lives and also a question about where they heard about the survey. The open participation survey was open to all village residents and became available on October 26th, 2022. The survey remained open for 2 weeks and there were 347 responses.

The open participation survey data were not collected through a random sample and it is unknown who in the community was aware of the survey; therefore, a level of confidence in the representativeness of the sample cannot be estimated. However, to reduce bias where possible, these data were statistically weighted to match the demographic characteristics of the 2010 Census and 2020 American Community Survey estimates for adults in the Village of Oak Park. The characteristics used for weighting were age, sex, race, Hispanic origin, housing type, housing tenure, and area. No adjustments were made for design effects. Weights were calculated using an iterative, multiplicative raking model known as the ANES Weighting Algorithm.* The results of the weighting scheme for the open participation survey are presented in the following table.










































* Pasek, J. (2010). ANES Weighting Algorithm. Retrieved from <https://web.stanford.edu/group/iriss/cgi-bin/anesrake/resources/RakingDescription.pdf>










































		Unweighted	Weighted	Target*
Age	18-34	5%	18%	23%
	35-54	49%	42%	39%
	55+	45%	40%	37%
Area	Area 1	22%	16%	17%
	Area 2	21%	25%	25%
	Area 3	26%	25%	26%
	Area 4	31%	34%	33%
Hispanic origin	No, not Spanish, Hispanic, or Latino	94%	91%	92%
	Yes, I consider myself to be Spanish, Hispa..	6%	9%	8%
Housing tenure	Own	87%	60%	60%
	Rent	13%	40%	40%
Housing type	Attached	29%	56%	56%
	Detached	71%	44%	44%
Race & Hispanic origin	Not white alone	20%	39%	37%
	White alone, not Hispanic or Latino	80%	61%	63%
Sex	Man	27%	42%	46%
	Woman	73%	58%	54%
Sex/age	Man 18-34	1%	5%	11%
	Man 35-54	14%	20%	18%
	Man 55+	13%	17%	16%
	Woman 18-34	4%	13%	12%
	Woman 35-54	36%	22%	21%
	Woman 55+	32%	23%	21%










































Open participation survey results

This dashboard contains a complete set of responses to each question on the open participation survey. By default, "don't know" responses are excluded, but may be added to the table using the response filter to the right. In some tables, the percentages may not sum to 100%; this is either because the question permitted the respondent to "choose all that apply", or for a question that asked the respondent to select one answer, it is due to the customary practice of rounding values to the nearest whole number.










































	In which area of Oak Park do you live? (Refer to map above.)	1 (Blue)	16% N=102
		2 (Orange)	25% N=156
		3 (Pink)	25% N=160
		4 (Green)	34% N=213
		None of these/I don't live in Oak Park	1% N=5
Please rate each of the following aspects of quality of life in Oak Park.	Oak Park as a place to live	Excellent	32% N=201
		Good	52% N=328
		Fair	12% N=75
		Poor	4% N=27
Your neighborhood as a place to live	Excellent	38% N=240	
	Good	47% N=291	
	Fair	10% N=64	
	Poor	5% N=31	
Oak Park as a place to raise children	Excellent	38% N=195	
	Good	45% N=226	
	Fair	11% N=57	
	Poor	6% N=29	
Oak Park as a place to work	Excellent	20% N=63	
	Good	48% N=150	
	Fair	23% N=71	
	Poor	9% N=28	
Oak Park as a place to visit	Excellent	31% N=182	
	Good	51% N=304	
	Fair	15% N=90	
	Poor	3% N=21	
Oak Park as a place to retire	Excellent	14% N=64	
	Good	19% N=89	
	Fair	32% N=152	
	Poor	35% N=168	
The overall quality of life	Excellent	24% N=149	
	Good	55% N=346	
	Fair	16% N=102	
	Poor	6% N=35	
Sense of community	Excellent	30% N=186	
	Good	45% N=277	
	Fair	16% N=100	

Please rate each of the following aspects of quality of life in Oak Park.	Sense of community	Poor		8% N=52
	Please rate each of the following characteristics as they relate to Oak Park as a whole.	Overall economic health	Excellent	
Good				52% N=305
Fair				32% N=185
Poor				5% N=32
Overall quality of the transportation system	Excellent		25% N=151	
	Good		42% N=256	
	Fair		24% N=142	
	Poor		9% N=54	
Overall design or layout of residential and commercial areas	Excellent		19% N=119	
	Good		55% N=343	
	Fair		18% N=113	
	Poor		9% N=54	
Overall quality of the utility infrastructure	Excellent		19% N=116	
	Good		52% N=317	
	Fair		23% N=141	
	Poor		6% N=36	
Overall feeling of safety	Excellent		12% N=73	
	Good		38% N=237	
	Fair		31% N=194	
	Poor		20% N=122	
Overall quality of natural environment	Excellent		29% N=179	
	Good		52% N=322	
	Fair		18% N=111	
	Poor		2% N=14	
Overall quality of parks and recreation opportunities	Excellent		42% N=260	
	Good		44% N=269	
	Fair		11% N=65	
	Poor		4% N=22	
Overall health and wellness opportunities	Excellent		27% N=150	
	Good		51% N=288	
	Fair		19% N=107	
	Poor		4% N=20	
Overall opportunities for education, culture, and the arts	Excellent		41% N=255	
	Good		40% N=248	
	Fair		15% N=93	
	Poor		3% N=19	
Residents' connection and engagement with their community	Excellent		29% N=173	
	Good		45% N=273	
	Fair		19% N=112	
	Poor		7% N=44	










































Please indicate how likely or unlikely you are to do each of the following.	Recommend living in Oak Park to someone who asks	Very likely		43% N=272
		Somewhat likely		35% N=221
		Somewhat unlikely		13% N=81
		Very unlikely		9% N=54
	Remain in Oak Park for the next five years	Very likely		47% N=284
		Somewhat likely		24% N=148
		Somewhat unlikely		11% N=65
		Very unlikely		18% N=109
Please rate how safe or unsafe you feel:	In your neighborhood during the day	Very safe		47% N=302
		Somewhat safe		38% N=242
		Neither safe nor unsafe		5% N=33
		Somewhat unsafe		6% N=39
		Very unsafe		4% N=23
	In Oak Park's downtown/commercial area during the day	Very safe		49% N=305
		Somewhat safe		35% N=220
		Neither safe nor unsafe		5% N=30
		Somewhat unsafe		9% N=55
		Very unsafe		3% N=19
	From property crime	Very safe		15% N=93
		Somewhat safe		38% N=239
		Neither safe nor unsafe		14% N=87
		Somewhat unsafe		21% N=129
		Very unsafe		13% N=81
	From violent crime	Very safe		23% N=144
		Somewhat safe		33% N=205
		Neither safe nor unsafe		17% N=108
		Somewhat unsafe		18% N=116
		Very unsafe		9% N=58
From fire, flood, or other natural disaster	Very safe		50% N=307	
	Somewhat safe		33% N=207	
	Neither safe nor unsafe		12% N=71	
	Somewhat unsafe		5% N=30	
	Very unsafe		0% N=3	
Please rate the job you feel the Oak Park community does at each of the following.	Making all residents feel welcome	Excellent		20% N=124
		Good		49% N=297
		Fair		21% N=131
		Poor		10% N=59
	Attracting people from diverse backgrounds	Excellent		26% N=159
		Good		44% N=272
		Fair		21% N=127
		Poor		10% N=59

Please rate the job you feel the Oak Park community does at each of the following.	Valuing/respecting residents from diverse backgrounds	Excellent		24% N=146
		Good		45% N=277
		Fair		22% N=137
		Poor		8% N=51
	Taking care of vulnerable residents	Excellent		11% N=58
		Good		37% N=193
		Fair		33% N=170
		Poor		18% N=93
Please rate each of the following in the Oak Park community.	Overall quality of business and service establishments	Excellent		21% N=132
		Good		55% N=342
		Fair		20% N=126
		Poor		3% N=19
	Variety of business and service establishments	Excellent		18% N=110
		Good		47% N=293
		Fair		29% N=180
		Poor		7% N=43
	Vibrancy of downtown/commercial area	Excellent		25% N=157
		Good		44% N=278
		Fair		24% N=149
		Poor		7% N=46
	Employment opportunities	Excellent		10% N=28
		Good		35% N=99
		Fair		35% N=101
		Poor		20% N=58
	Shopping opportunities	Excellent		14% N=85
		Good		44% N=280
		Fair		33% N=207
		Poor		9% N=59
	Cost of living	Excellent		1% N=3
		Good		15% N=96
		Fair		42% N=266
		Poor		43% N=270
	Overall image or reputation	Excellent		28% N=174
		Good		51% N=318
		Fair		17% N=109
		Poor		4% N=22
Please also rate each of the following in the Oak Park community.	Traffic flow on major streets	Excellent		4% N=25
		Good		32% N=206
		Fair		32% N=203
		Poor		32% N=200
	Ease of public parking	Excellent		8% N=51










































Please also rate each of the following in the Oak Park community.










































Ease of public parking	Good		24% N=149
	Fair		32% N=199
	Poor		36% N=220
Ease of travel by car	Excellent		11% N=70
	Good		39% N=243
	Fair		33% N=204
	Poor		17% N=107
Ease of travel by public transportation	Excellent		15% N=73
	Good		37% N=184
	Fair		34% N=169
	Poor		14% N=72
Ease of travel by bicycle	Excellent		17% N=86
	Good		40% N=196
	Fair		26% N=129
	Poor		17% N=86
Ease of walking	Excellent		45% N=287
	Good		40% N=254
	Fair		12% N=76
	Poor		3% N=18
Well-planned residential growth	Excellent		8% N=35
	Good		33% N=154
	Fair		32% N=152
	Poor		27% N=128
Well-planned commercial growth	Excellent		7% N=35
	Good		27% N=131
	Fair		33% N=161
	Poor		33% N=163
Well-designed neighborhoods	Excellent		17% N=104
	Good		44% N=265
	Fair		29% N=172
	Poor		10% N=58
Preservation of the historical or cultural character of the community	Excellent		36% N=222
	Good		41% N=253
	Fair		16% N=100
	Poor		6% N=38
Public places where people want to spend time	Excellent		29% N=177
	Good		48% N=298
	Fair		17% N=104
	Poor		6% N=40
Variety of housing options	Excellent		14% N=85
	Good		30% N=177

Please also rate each of the following in the Oak Park community.










































Variety of housing options	Fair		35% N=210
	Poor		21% N=123
Availability of affordable quality housing	Excellent		4% N=22
	Good		11% N=62
	Fair		33% N=179
	Poor		52% N=281
Overall quality of new development	Excellent		8% N=40
	Good		34% N=180
	Fair		34% N=178
	Poor		25% N=131
Overall appearance	Excellent		29% N=182
	Good		50% N=318
	Fair		18% N=114
	Poor		3% N=19
Cleanliness	Excellent		27% N=169
	Good		50% N=320
	Fair		18% N=112
	Poor		6% N=36
Water resources	Excellent		7% N=30
	Good		20% N=79
	Fair		21% N=84
	Poor		52% N=208
Air quality	Excellent		13% N=73
	Good		51% N=291
	Fair		31% N=178
	Poor		5% N=31
Availability of paths and walking trails	Excellent		14% N=82
	Good		30% N=170
	Fair		31% N=178
	Poor		25% N=142
Fitness opportunities	Excellent		22% N=126
	Good		39% N=222
	Fair		27% N=153
	Poor		13% N=72
Recreational opportunities	Excellent		22% N=129
	Good		47% N=279
	Fair		25% N=146
	Poor		6% N=37
Availability of affordable quality food	Excellent		18% N=109
	Good		45% N=274
	Fair		27% N=169

Please also rate each of the following in the Oak Park community.










































Availability of affordable quality food	Poor		10% N=63
Availability of affordable quality health care	Excellent		22% N=115
	Good		47% N=249
	Fair		18% N=98
	Poor		12% N=66
Availability of preventive health services	Excellent		22% N=108
	Good		53% N=256
	Fair		18% N=86
	Poor		8% N=37
Availability of affordable quality mental health care	Excellent		15% N=58
	Good		34% N=128
	Fair		31% N=118
	Poor		19% N=74
Opportunities to attend cultural/arts/music activities	Excellent		32% N=199
	Good		46% N=286
	Fair		17% N=109
	Poor		5% N=30
Community support for the arts	Excellent		38% N=227
	Good		48% N=287
	Fair		11% N=65
	Poor		4% N=25
Availability of affordable quality childcare/preschool	Excellent		16% N=55
	Good		28% N=94
	Fair		31% N=103
	Poor		24% N=81
K-12 education	Excellent		33% N=149
	Good		43% N=193
	Fair		16% N=70
	Poor		8% N=35
Adult educational opportunities	Excellent		17% N=71
	Good		39% N=161
	Fair		31% N=125
	Poor		13% N=53
Sense of civic/community pride	Excellent		29% N=177
	Good		49% N=294
	Fair		16% N=98
	Poor		6% N=35
Neighborliness of residents	Excellent		27% N=169
	Good		45% N=285
	Fair		20% N=124
	Poor		9% N=55

Please also rate each of the following in the Oak Park community.	Opportunities to participate in social events and activities	Excellent		28% N=169
		Good		49% N=298
		Fair		18% N=110
		Poor		6% N=34
	Opportunities to attend special events and festivals	Excellent		32% N=199
		Good		49% N=301
		Fair		16% N=99
		Poor		3% N=20
	Opportunities to volunteer	Excellent		31% N=162
		Good		49% N=253
		Fair		16% N=84
		Poor		4% N=23
	Opportunities to participate in community matters	Excellent		23% N=131
		Good		50% N=280
		Fair		20% N=113
		Poor		7% N=38
Openness and acceptance of the community toward people of diverse backgrounds	Excellent		27% N=166	
	Good		48% N=295	
	Fair		17% N=102	
	Poor		9% N=53	
Please indicate whether or not you have done each of the following in the last 12 months.	Contacted the Village of Oak Park for help or information	No		32% N=198
		Yes		68% N=428
	Contacted Oak Park elected officials to express your opinion	No		70% N=446
		Yes		30% N=187
	Attended a local public meeting	No		68% N=429
		Yes		32% N=204
	Watched a local public meeting	No		62% N=390
		Yes		38% N=241
	Volunteered your time to some group/activity	No		53% N=332
		Yes		47% N=296
	Campaigned or advocated for a local issue, cause, or candidate	No		68% N=430
		Yes		32% N=198
	Voted in your most recent local election	No		9% N=57
		Yes		91% N=511
	Used public transportation instead of driving	No		34% N=214
		Yes		66% N=418
	Carpooled with other adults or children instead of driving alone	No		49% N=308
		Yes		51% N=323
	Walked or biked instead of driving	No		14% N=90
		Yes		86% N=542
Please rate the quality of each of the following services in Oak Park.	Public information services	Excellent		18% N=100










































Please rate the quality of each of the following services in Oak Park.

Public information services	Good		50% N=283
	Fair		24% N=137
	Poor		8% N=48
Economic development	Excellent		7% N=37
	Good		41% N=208
	Fair		34% N=174
	Poor		18% N=89
Traffic enforcement	Excellent		6% N=35
	Good		29% N=169
	Fair		34% N=200
	Poor		30% N=176
Traffic signal timing	Excellent		5% N=28
	Good		39% N=240
	Fair		36% N=219
	Poor		21% N=127
Street repair	Excellent		9% N=58
	Good		40% N=249
	Fair		33% N=203
	Poor		17% N=105
Street cleaning	Excellent		17% N=106
	Good		48% N=290
	Fair		21% N=129
	Poor		14% N=85
Street lighting	Excellent		14% N=90
	Good		45% N=282
	Fair		29% N=181
	Poor		12% N=72
Snow removal	Excellent		18% N=103
	Good		43% N=255
	Fair		27% N=158
	Poor		12% N=71
Sidewalk maintenance	Excellent		12% N=74
	Good		49% N=303
	Fair		27% N=168
	Poor		12% N=75
Bus or transit services	Excellent		17% N=79
	Good		48% N=226
	Fair		27% N=128
	Poor		9% N=41
Land use, planning and zoning	Excellent		6% N=25
	Good		35% N=160





















Please rate the quality of each of the following services in Oak Park.

Land use, planning and zoning	Fair		35% N=163
	Poor		24% N=111
Code enforcement	Excellent		8% N=38
	Good		38% N=168
	Fair		29% N=129
	Poor		25% N=112
Affordable high-speed internet access	Excellent		17% N=91
	Good		37% N=197
	Fair		26% N=137
	Poor		20% N=107
Garbage collection	Excellent		27% N=158
	Good		49% N=284
	Fair		19% N=110
	Poor		5% N=32
Drinking water	Excellent		29% N=176
	Good		52% N=313
	Fair		11% N=66
	Poor		7% N=42
Sewer services	Excellent		26% N=140
	Good		51% N=275
	Fair		18% N=96
	Poor		5% N=27
Storm water management	Excellent		18% N=95
	Good		48% N=252
	Fair		23% N=121
	Poor		11% N=56
Power (electric and/or gas) utility	Excellent		25% N=146
	Good		55% N=320
	Fair		16% N=91
	Poor		4% N=22
Utility billing	Excellent		16% N=95
	Good		50% N=296
	Fair		26% N=151
	Poor		8% N=46
Police/Sheriff services	Excellent		24% N=141
	Good		45% N=258
	Fair		23% N=132
	Poor		8% N=46
Crime prevention	Excellent		7% N=37
	Good		35% N=191
	Fair		32% N=175






















Please rate the quality of each of the following services in Oak Park.










































Crime prevention	Poor		27% N=149
Animal control	Excellent		16% N=68
	Good		55% N=228
	Fair		17% N=72
	Poor		11% N=46
Ambulance or emergency medical services	Excellent		39% N=159
	Good		51% N=207
	Fair		9% N=35
	Poor		1% N=4
Fire services	Excellent		49% N=208
	Good		43% N=185
	Fair		6% N=25
	Poor		2% N=7
Fire prevention and education	Excellent		33% N=111
	Good		51% N=172
	Fair		13% N=44
	Poor		3% N=10
Emergency preparedness	Excellent		20% N=67
	Good		53% N=172
	Fair		18% N=57
	Poor		9% N=30
Preservation of natural areas	Excellent		23% N=106
	Good		36% N=166
	Fair		24% N=111
	Poor		16% N=74
Oak Park open space	Excellent		21% N=117
	Good		39% N=219
	Fair		26% N=148
	Poor		15% N=84
Recycling	Excellent		25% N=149
	Good		48% N=285
	Fair		18% N=107
	Poor		8% N=50
Yard waste pick-up	Excellent		28% N=137
	Good		43% N=214
	Fair		18% N=87
	Poor		11% N=54
Village parks	Excellent		45% N=270
	Good		45% N=272
	Fair		8% N=50
	Poor		2% N=12










































Please rate the quality of each of the following services in Oak Park.

Recreation programs or classes	Excellent		34% N=168
	Good		47% N=236
	Fair		18% N=89
	Poor		2% N=8
Recreation centers or facilities	Excellent		32% N=163
	Good		47% N=241
	Fair		19% N=95
	Poor		2% N=10
Health services	Excellent		20% N=90
	Good		58% N=266
	Fair		16% N=73
	Poor		6% N=29
Public library services	Excellent		64% N=389
	Good		30% N=182
	Fair		5% N=33
	Poor		0% N=3
Overall customer service by Oak Park employees	Excellent		25% N=145
	Good		46% N=270
	Fair		23% N=131
	Poor		6% N=36




Please rate the following categories of Oak Park government performance.

The value of services for the taxes paid to Oak Park	Excellent		11% N=64
	Good		32% N=185
	Fair		33% N=191
	Poor		23% N=135
The overall direction that Oak Park is taking	Excellent		8% N=48
	Good		34% N=196
	Fair		34% N=196
	Poor		24% N=142
The job Oak Park government does at welcoming resident involvement	Excellent		13% N=67
	Good		38% N=199
	Fair		31% N=163
	Poor		17% N=90
Overall confidence in Oak Park government	Excellent		10% N=58
	Good		33% N=194
	Fair		34% N=202
	Poor		22% N=132
Generally acting in the best interest of the community	Excellent		11% N=64
	Good		41% N=239
	Fair		30% N=176
	Poor		19% N=110
Being honest	Excellent		13% N=69


















Please rate the following categories of Oak Park government performance.	Being honest	Good		43% N=228
		Fair		29% N=152
		Poor		16% N=85
	Being open and transparent to the public	Excellent		9% N=52
		Good		40% N=221
		Fair		31% N=173
		Poor		20% N=112
	Informing residents about issues facing the community	Excellent		14% N=77
		Good		42% N=238
		Fair		26% N=149
		Poor		19% N=106
	Treating all residents fairly	Excellent		13% N=69
Good			41% N=221	
Fair			26% N=141	
Poor			19% N=102	
Treating residents with respect	Excellent		16% N=86	
	Good		48% N=264	
	Fair		22% N=121	
	Poor		14% N=79	
Overall, how would you rate the quality of the services provided by each of the following?	The Village of Oak Park	Excellent		16% N=96
		Good		51% N=310
		Fair		23% N=141
		Poor		10% N=60
	The Federal Government	Excellent		3% N=18
		Good		39% N=226
		Fair		45% N=259
		Poor		13% N=78
Please rate how important, if at all, you think it is for the Oak Park community to focus on each of the following in the coming two years.	Overall economic health	Essential		42% N=261
		Very important		44% N=273
		Somewhat important		13% N=79
		Not at all important		0% N=2
	Overall quality of the transportation system	Essential		38% N=237
		Very important		39% N=242
		Somewhat important		19% N=118
		Not at all important		3% N=19
	Overall design or layout of residential and commercial areas	Essential		27% N=167
		Very important		37% N=228
		Somewhat important		33% N=203
		Not at all important		3% N=19
	Overall quality of the utility infrastructure	Essential		47% N=290
		Very important		38% N=232










































Please rate how important, if at all, you think it is for the Oak Park community to focus on each of the following in the coming two years.	Overall quality of the utility infrastructure	Somewhat important	 14% N=85
		Not at all important	 1% N=9
Overall feeling of safety	Essential	 70% N=434	
	Very important	 22% N=134	
	Somewhat important	 7% N=42	
	Not at all important	 1% N=7	
Overall quality of natural environment	Essential	 31% N=193	
	Very important	 45% N=276	
	Somewhat important	 21% N=130	
	Not at all important	 3% N=16	
Overall quality of parks and recreation opportunities	Essential	 25% N=154	
	Very important	 53% N=323	
	Somewhat important	 20% N=125	
	Not at all important	 2% N=12	
Overall health and wellness opportunities	Essential	 29% N=177	
	Very important	 37% N=225	
	Somewhat important	 28% N=173	
	Not at all important	 6% N=34	
Overall opportunities for education, culture, and the arts	Essential	 28% N=169	
	Very important	 47% N=291	
	Somewhat important	 22% N=135	
	Not at all important	 3% N=21	
Residents' connection and engagement with their community	Essential	 24% N=150	
	Very important	 49% N=307	
	Somewhat important	 22% N=139	
	Not at all important	 4% N=24	
Please rate how important, if at all, it is for the Village of Oak Park to maintain each of the following services at least at current levels (as compared with cutting the levels of service):	Business retention, development, and attraction	Essential	 44% N=272
		Very important	 39% N=238
		Somewhat important	 15% N=92
		Not at all important	 1% N=9
Care of trees and landscaping in the parkways	Essential	 38% N=232	
	Very important	 43% N=266	
	Somewhat important	 17% N=107	
	Not at all important	 2% N=12	
Maintenance of the public way, street cleaning, snow plowing	Essential	 57% N=348	
	Very important	 37% N=229	
	Somewhat important	 5% N=32	
	Not at all important	 0% N=2	
Fire and emergency medical assistance	Essential	 68% N=421	
	Very important	 27% N=170	
	Somewhat important	 5% N=31	










































Please rate how important, if at all, it is for the Village of Oak Park to maintain each of the following services at least at current levels (as compared with cutting the levels of service):










































Housing programs	Essential		34% N=212
	Very important		38% N=234
	Somewhat important		21% N=129
	Not at all important		7% N=44
Operation and administration of parking services	Essential		25% N=153
	Very important		32% N=197
	Somewhat important		35% N=215
	Not at all important		8% N=52
Partner agencies that promote or support tourism, housing and the arts in Oak Park	Essential		14% N=85
	Very important		35% N=216
	Somewhat important		42% N=256
	Not at all important		9% N=58
Police protection	Essential		64% N=393
	Very important		20% N=121
	Somewhat important		12% N=72
	Not at all important		5% N=28
Public health services	Essential		44% N=277
	Very important		36% N=227
	Somewhat important		14% N=84
	Not at all important		6% N=35
Environmental sustainability programs and events	Essential		34% N=212
	Very important		37% N=229
	Somewhat important		21% N=126
	Not at all important		8% N=46




















To what degree, if at all, is each of the following a problem in Oak Park?












Crime	Not a problem		5% N=30
	Minor problem		22% N=138
	Moderate problem		38% N=239
	Major problem		35% N=219
Drugs	Not a problem		17% N=106
	Minor problem		38% N=233
	Moderate problem		35% N=213
	Major problem		10% N=62
Graffiti	Not a problem		31% N=187
	Minor problem		47% N=289
	Moderate problem		19% N=114
	Major problem		4% N=22
Homelessness	Not a problem		8% N=48
	Minor problem		30% N=184
	Moderate problem		40% N=247
	Major problem		23% N=143
Noise	Not a problem		32% N=196

To what degree, if at all, is each of the following a problem in Oak Park?	Noise	Minor problem		40% N=244	
		Moderate problem		19% N=119	
		Major problem		9% N=58	
	Panhandling	Not a problem		14% N=88	
		Minor problem		34% N=212	
		Moderate problem		22% N=135	
		Major problem		29% N=182	
	Run-down buildings and houses	Not a problem		37% N=229	
		Minor problem		48% N=297	
		Moderate problem		12% N=77	
		Major problem		3% N=21	
	Traffic	Not a problem		10% N=65	
Minor problem			34% N=210		
Moderate problem			35% N=216		
Major problem			21% N=134		
How much information about Oak Park, if any, do you get from each of the following sources?	Village of Oak Park social media pages (Facebook, Twitter, Instagram, etc.)	A lot		30% N=187	
		Some		50% N=309	
		None		20% N=125	
	Friends and neighbors	A lot		26% N=157	
		Some		58% N=360	
		None		16% N=98	
	Local newspapers (print and online)	A lot		33% N=204	
		Some		47% N=289	
		None		20% N=121	
	Village of Oak Park email news	A lot		35% N=210	
		Some		44% N=268	
		None		21% N=129	
	Village of Oak Park OP/FYI newsletter and other Village mailings	A lot		43% N=263	
		Some		49% N=301	
		None		8% N=47	
	Local social media pages/groups	A lot		32% N=196	
		Some		45% N=278	
		None		24% N=146	
	Please rate the value of services for the taxes paid to each of the following (percent of your property tax bill):	Elementary School District 97 (38.2%)	Excellent		29% N=126
			Good		38% N=162
			Fair		22% N=95
			Poor		11% N=47
		OPRF High School District 200 (24.3%)	Excellent		27% N=106
			Good		34% N=135
Fair				22% N=88	
Poor				16% N=64	

Please rate the value of services for the taxes paid to each of the following (percent of your property tax bill):				
Village of Oak Park (15.7%)	Excellent		14% N=77	
	Good		43% N=243	
	Fair		34% N=189	
	Poor		10% N=54	
Park District of Oak Park (4.7%)	Excellent		32% N=180	
	Good		46% N=256	
	Fair		18% N=100	
	Poor		4% N=20	
Cook County (4.5%)	Excellent		5% N=24	
	Good		35% N=175	
	Fair		38% N=192	
	Poor		23% N=114	
Oak Park Public Library (4.2%)	Excellent		53% N=308	
	Good		32% N=183	
	Fair		11% N=62	
	Poor		4% N=25	
Metropolitan Water Reclamation District (3.4%)	Excellent		15% N=69	
	Good		57% N=258	
	Fair		23% N=103	
	Poor		5% N=22	
Oak Park Township (2.5%)	Excellent		21% N=100	
	Good		47% N=219	
	Fair		22% N=102	
	Poor		10% N=44	
Triton Community College District 504 (2.4%)	Excellent		13% N=45	
	Good		44% N=155	
	Fair		30% N=106	
	Poor		13% N=47	
Mosquito Abatement District (0.1%)	Excellent		18% N=74	
	Good		46% N=188	
	Fair		18% N=75	
	Poor		17% N=71	
In general, how many times do you:	Access the internet from your home	Several times a day		89% N=550
		Once a day		5% N=34
		A few times a week		3% N=18
		Every few weeks		0% N=3
		Less often or never		2% N=13
	Access the internet from your cell phone	Several times a day		94% N=582
		Once a day		2% N=10
		A few times a week		1% N=9
		Every few weeks		2% N=10

In general, how many times do you:	Access the internet from your cell phone	Less often or never	 2% N=11
	Visit social media sites	Several times a day	 63% N=387
		Once a day	 16% N=95
		A few times a week	 7% N=42
		Every few weeks	 6% N=36
		Less often or never	 9% N=55
	Use or check email	Several times a day	 91% N=512
		Once a day	 6% N=37
		A few times a week	 2% N=10
		Every few weeks	 0% N=3
		Less often or never	 1% N=4
	Share your opinions online	Several times a day	 10% N=60
		Once a day	 7% N=41
		A few times a week	 17% N=101
		Every few weeks	 22% N=132
		Less often or never	 45% N=271
	Shop online	Several times a day	 13% N=78
		Once a day	 8% N=47
		A few times a week	 32% N=200
		Every few weeks	 40% N=243
		Less often or never	 8% N=47
	Please rate your overall health.	Excellent	 27% N=170
		Very good	 50% N=315
		Good	 19% N=117
		Fair	 3% N=22
		Poor	 1% N=7
	What impact, if any, do you think the economy will have on your family income in the next 6 months? Do you think the impact will be:	Very positive	 1% N=9
		Somewhat positive	 8% N=53
		Neutral	 45% N=283
		Somewhat negative	 35% N=224
		Very negative	 10% N=61
	How many years have you lived in Oak Park?	Less than 2 years	 12% N=76
		2-5 years	 22% N=136
		6-10 years	 15% N=93
		11-20 years	 15% N=96
		More than 20 years	 36% N=229
	Which best describes the building you live in?	One family house detached from any other houses	 43% N=272
		Building with two or more homes (duplex, townhome, apa..	 56% N=352
		Other	 1% N=5
	Do you rent or own your home?	Rent	 40% N=251
		Own	 60% N=380

About how much is your monthly housing cost for the place you live (including rent, mortgage payment, property tax, property insurance, and homeowners' association (HOA) fees)?	About how much is your monthly housing cost for the place you live (including rent, mortgage payment, property tax, property insurance and homeowners' association (HOA) fees)?	Less than \$500		4% N=27
		\$500 to \$999		6% N=36
		\$1,000 to \$1,499		19% N=114
		\$1,500 to \$1,999		18% N=111
		\$2,000 to \$2,499		17% N=104
		\$2,500 to \$2,999		12% N=72
		\$3,000 to \$3,499		12% N=74
		\$3,500 or more		12% N=74
		Do any children 17 or under live in your household?	No	
Yes			35% N=220	
Are you or any other members of your household aged 65 or older?	No		72% N=450	
	Yes		28% N=177	
How much do you anticipate your household's total income before taxes will be for the current year? (Please include in your total income money from all sources for all persons living in your household.)	Less than \$25,000		3% N=21	
	\$25,000 to \$49,999		11% N=66	
	\$50,000 to \$74,999		23% N=136	
	\$75,000 to \$99,999		10% N=58	
	\$100,000 to \$149,999		14% N=85	
	\$150,000 or more		39% N=235	
Are you Spanish, Hispanic, or Latino?	Are you Spanish, Hispanic or Latino?	No, not Spanish, Hispanic, or Latino		91% N=541
		Yes, I consider myself to be Spanish, Hispanic, or Latino		9% N=56
What is your race? (Mark one or more races to indicate what race you consider yourself to be.)	American Indian or Alaskan Native		1% N=4	
	Asian, Asian Indian, or Pacific Islander		8% N=48	
	Black or African American		19% N=118	
	White		72% N=446	
	Other		7% N=42	
	In which category is your age?	18-24 years		2% N=10
25-34 years			17% N=108	
35-44 years			19% N=118	
45-54 years			24% N=149	
55-64 years			16% N=102	
65-74 years			15% N=95	
75 years or older			7% N=43	
What is your gender?	Woman		56% N=347	
	Man		40% N=249	
	Identify in another way		4% N=25	
If you identify in another way, how would you describe your gender?	Agender/I don't identify with any gender		25% N=6	
	Non-binary		50% N=13	
	Transgender man		5% N=1	
	Not listed		20% N=5	
How did you hear about this survey? (Select all that apply.)	The Village's website		7% N=44	
	The Village's social media (Facebook, Twitter, Instagram,...		32% N=201	

How did you hear about this survey? (Select all that apply.)		
Received an email from the Village		38% N=236
In a Village newsletter or utility bill		8% N=53
Received a postcard or letter from the Village		2% N=15
Nextdoor		1% N=6
In my Facebook feed		19% N=119
Saw it in a newspaper article or ad (hard copy or online)		2% N=10
Saw a flier or poster about it		1% N=5
Heard about it from a family member, friend or neighbor		9% N=54
Heard about it from a business or social organization in my co..		0% N=3
Polco social media post		0% N=3
Other		2% N=12

The Village of Oak Park 2022 Community Survey

Please complete this survey if you are the adult (age 18 or older) in the household who most recently had a birthday (the year of birth does not matter). Your responses are confidential and no identifying information will be shared.

1. Please rate each of the following aspects of quality of life in Oak Park.

	<u>Excellent</u>	<u>Good</u>	<u>Fair</u>	<u>Poor</u>	<u>Don't know</u>
Oak Park as a place to live.....	1	2	3	4	5
Your neighborhood as a place to live	1	2	3	4	5
Oak Park as a place to raise children.....	1	2	3	4	5
Oak Park as a place to work	1	2	3	4	5
Oak Park as a place to visit	1	2	3	4	5
Oak Park as a place to retire.....	1	2	3	4	5
The overall quality of life in Oak Park.....	1	2	3	4	5
Sense of community.....	1	2	3	4	5

2. Please rate each of the following characteristics as they relate to Oak Park as a whole.

	<u>Excellent</u>	<u>Good</u>	<u>Fair</u>	<u>Poor</u>	<u>Don't know</u>
Overall economic health of Oak Park	1	2	3	4	5
Overall quality of the transportation system (auto, bicycle, foot, bus) in Oak Park	1	2	3	4	5
Overall design or layout of Oak Park's residential and commercial areas (e.g., homes, buildings, streets, parks, etc.)	1	2	3	4	5
Overall quality of the utility infrastructure in Oak Park (water, sewer, storm water, electric/gas, broadband).....	1	2	3	4	5
Overall feeling of safety in Oak Park.....	1	2	3	4	5
Overall quality of natural environment in Oak Park.....	1	2	3	4	5
Overall quality of parks and recreation opportunities.....	1	2	3	4	5
Overall health and wellness opportunities in Oak Park.....	1	2	3	4	5
Overall opportunities for education, culture, and the arts.....	1	2	3	4	5
Residents' connection and engagement with their community	1	2	3	4	5

3. Please indicate how likely or unlikely you are to do each of the following.

	<u>Very likely</u>	<u>Somewhat likely</u>	<u>Somewhat unlikely</u>	<u>Very unlikely</u>	<u>Don't know</u>
Recommend living in Oak Park to someone who asks	1	2	3	4	5
Remain in Oak Park for the next five years	1	2	3	4	5

4. Please rate how safe or unsafe you feel:

	<u>Very safe</u>	<u>Somewhat safe</u>	<u>Neither safe nor unsafe</u>	<u>Somewhat unsafe</u>	<u>Very unsafe</u>	<u>Don't know</u>
In your neighborhood during the day.....	1	2	3	4	5	6
In Oak Park's downtown/commercial area during the day	1	2	3	4	5	6
From property crime.....	1	2	3	4	5	6
From violent crime.....	1	2	3	4	5	6
From fire, flood, or other natural disaster	1	2	3	4	5	6

5. Please rate the job you feel the Oak Park community does at each of the following.

	<u>Excellent</u>	<u>Good</u>	<u>Fair</u>	<u>Poor</u>	<u>Don't know</u>
Making all residents feel welcome	1	2	3	4	5
Attracting people from diverse backgrounds.....	1	2	3	4	5
Valuing/respecting residents from diverse backgrounds.....	1	2	3	4	5
Taking care of vulnerable residents (elderly, disabled, homeless, etc.).....	1	2	3	4	5

6. Please rate each of the following in the Oak Park community.

	<u>Excellent</u>	<u>Good</u>	<u>Fair</u>	<u>Poor</u>	<u>Don't know</u>
Overall quality of business and service establishments in Oak Park	1	2	3	4	5
Variety of business and service establishments in Oak Park.....	1	2	3	4	5
Vibrancy of downtown/commercial area	1	2	3	4	5
Employment opportunities	1	2	3	4	5
Shopping opportunities	1	2	3	4	5
Cost of living in Oak Park.....	1	2	3	4	5
Overall image or reputation of Oak Park.....	1	2	3	4	5

7. Please also rate each of the following in the Oak Park community.

	<u>Excellent</u>	<u>Good</u>	<u>Fair</u>	<u>Poor</u>	<u>Don't know</u>
Traffic flow on major streets.....	1	2	3	4	5
Ease of public parking.....	1	2	3	4	5
Ease of travel by car in Oak Park.....	1	2	3	4	5
Ease of travel by public transportation in Oak Park.....	1	2	3	4	5
Ease of travel by bicycle in Oak Park.....	1	2	3	4	5
Ease of walking in Oak Park.....	1	2	3	4	5
Well-planned residential growth.....	1	2	3	4	5
Well-planned commercial growth.....	1	2	3	4	5
Well-designed neighborhoods.....	1	2	3	4	5
Preservation of the historical or cultural character of the community.....	1	2	3	4	5
Public places where people want to spend time.....	1	2	3	4	5
Variety of housing options.....	1	2	3	4	5
Availability of affordable quality housing.....	1	2	3	4	5
Overall quality of new development in Oak Park.....	1	2	3	4	5
Overall appearance of Oak Park.....	1	2	3	4	5
Cleanliness of Oak Park.....	1	2	3	4	5
Water resources (beaches, lakes, ponds, riverways, etc.).....	1	2	3	4	5
Air quality.....	1	2	3	4	5
Availability of paths and walking trails.....	1	2	3	4	5
Fitness opportunities (including exercise classes and paths or trails, etc.)... ..	1	2	3	4	5
Recreational opportunities.....	1	2	3	4	5
Availability of affordable quality food.....	1	2	3	4	5
Availability of affordable quality health care.....	1	2	3	4	5
Availability of preventive health services.....	1	2	3	4	5
Availability of affordable quality mental health care.....	1	2	3	4	5
Opportunities to attend cultural/arts/music activities.....	1	2	3	4	5
Community support for the arts.....	1	2	3	4	5
Availability of affordable quality childcare/preschool.....	1	2	3	4	5
K-12 education.....	1	2	3	4	5
Adult educational opportunities.....	1	2	3	4	5
Sense of civic/community pride.....	1	2	3	4	5
Neighborliness of residents in Oak Park.....	1	2	3	4	5
Opportunities to participate in social events and activities.....	1	2	3	4	5
Opportunities to attend special events and festivals.....	1	2	3	4	5
Opportunities to volunteer.....	1	2	3	4	5
Opportunities to participate in community matters.....	1	2	3	4	5
Openness and acceptance of the community toward people of diverse backgrounds.....	1	2	3	4	5

8. Please indicate whether or not you have done each of the following in the last 12 months.

	<u>No</u>	<u>Yes</u>
Contacted the Village of Oak Park (in-person, phone, email, or web) for help or information.....	1	2
Contacted Oak Park elected officials (in-person, phone, email, or web) to express your opinion.....	1	2
Attended a local public meeting (of local elected officials like Village Council or County Commissioners, advisory boards, town halls, HOA, neighborhood watch, etc.).....	1	2
Watched (online or on television) a local public meeting.....	1	2
Volunteered your time to some group/activity in Oak Park.....	1	2
Campaigned or advocated for a local issue, cause, or candidate.....	1	2
Voted in your most recent local election.....	1	2
Used bus, rail, subway, or other public transportation instead of driving.....	1	2
Carpooled with other adults or children instead of driving alone.....	1	2
Walked or biked instead of driving.....	1	2

The Village of Oak Park 2022 Community Survey

9. Please rate the quality of each of the following services in Oak Park.

	<u>Excellent</u>	<u>Good</u>	<u>Fair</u>	<u>Poor</u>	<u>Don't know</u>
Public information services.....	1	2	3	4	5
Economic development.....	1	2	3	4	5
Traffic enforcement.....	1	2	3	4	5
Traffic signal timing.....	1	2	3	4	5
Street repair.....	1	2	3	4	5
Street cleaning.....	1	2	3	4	5
Street lighting.....	1	2	3	4	5
Snow removal.....	1	2	3	4	5
Sidewalk maintenance.....	1	2	3	4	5
Bus or transit services.....	1	2	3	4	5
Land use, planning, and zoning.....	1	2	3	4	5
Code enforcement (weeds, abandoned buildings, etc.).....	1	2	3	4	5
Affordable high-speed internet access.....	1	2	3	4	5
Garbage collection.....	1	2	3	4	5
Drinking water.....	1	2	3	4	5
Sewer services.....	1	2	3	4	5
Storm water management (storm drainage, dams, levees, etc.).....	1	2	3	4	5
Power (electric and/or gas) utility.....	1	2	3	4	5
Utility billing.....	1	2	3	4	5
Police services.....	1	2	3	4	5
Crime prevention.....	1	2	3	4	5
Animal control.....	1	2	3	4	5
Ambulance or emergency medical services.....	1	2	3	4	5
Fire services.....	1	2	3	4	5
Fire prevention and education.....	1	2	3	4	5
Emergency preparedness (services that prepare the community for natural disasters or other emergency situations).....	1	2	3	4	5
Preservation of natural areas (open space, farmlands, and greenbelts).....	1	2	3	4	5
Oak Park open space.....	1	2	3	4	5
Recycling.....	1	2	3	4	5
Yard waste pick-up.....	1	2	3	4	5
Village parks.....	1	2	3	4	5
Recreation programs or classes.....	1	2	3	4	5
Recreation centers or facilities.....	1	2	3	4	5
Health services.....	1	2	3	4	5
Public library services.....	1	2	3	4	5
Overall customer service by Oak Park employees (police, receptionists, planners, etc.).....	1	2	3	4	5

10. Please rate the following categories of Oak Park government performance.

	<u>Excellent</u>	<u>Good</u>	<u>Fair</u>	<u>Poor</u>	<u>Don't know</u>
The value of services for the taxes paid to Oak Park.....	1	2	3	4	5
The overall direction that Oak Park is taking.....	1	2	3	4	5
The job Oak Park government does at welcoming resident involvement.....	1	2	3	4	5
Overall confidence in Oak Park government.....	1	2	3	4	5
Generally acting in the best interest of the community.....	1	2	3	4	5
Being honest.....	1	2	3	4	5
Being open and transparent to the public.....	1	2	3	4	5
Informing residents about issues facing the community.....	1	2	3	4	5
Treating all residents fairly.....	1	2	3	4	5
Treating residents with respect.....	1	2	3	4	5

11. Overall, how would you rate the quality of the services provided by each of the following?

	<u>Excellent</u>	<u>Good</u>	<u>Fair</u>	<u>Poor</u>	<u>Don't know</u>
The Village of Oak Park.....	1	2	3	4	5
The Federal Government.....	1	2	3	4	5

12. Please rate how important, if at all, you think it is for the Oak Park community to focus on each of the following in the coming two years.

	<u>Essential</u>	<u>Very important</u>	<u>Somewhat important</u>	<u>Not at all important</u>
Overall economic health of Oak Park	1	2	3	4
Overall quality of the transportation system (auto, bicycle, foot, bus) in Oak Park.....	1	2	3	4
Overall design or layout of Oak Park's residential and commercial areas (e.g., homes, buildings, streets, parks, etc.)	1	2	3	4
Overall quality of the utility infrastructure in Oak Park (water, sewer, storm water, electric/gas, broadband).....	1	2	3	4
Overall feeling of safety in Oak Park.....	1	2	3	4
Overall quality of natural environment in Oak Park.....	1	2	3	4
Overall quality of parks and recreation opportunities.....	1	2	3	4
Overall health and wellness opportunities in Oak Park.....	1	2	3	4
Overall opportunities for education, culture, and the arts.....	1	2	3	4
Residents' connection and engagement with their community	1	2	3	4

13. Please rate how important, if at all, it is for the Village of Oak Park to maintain each of the following services at least at current levels (as compared with cutting the levels of service):

	<u>Essential</u>	<u>Very important</u>	<u>Somewhat important</u>	<u>Not at all important</u>
Business retention, development, and attraction.....	1	2	3	4
Care of trees and landscaping in the parkways	1	2	3	4
Maintenance of the public way, street cleaning, snow plowing.....	1	2	3	4
Fire and emergency medical assistance	1	2	3	4
Housing programs.....	1	2	3	4
Operation and administration of parking services	1	2	3	4
Partner agencies that promote or support tourism, housing and the arts in Oak Park	1	2	3	4
Police protection	1	2	3	4
Public health services.....	1	2	3	4
Environmental sustainability programs and events	1	2	3	4

14. To what degree, if at all, is each of the following a problem in Oak Park?

	<u>Not a problem</u>	<u>Minor problem</u>	<u>Moderate problem</u>	<u>Major problem</u>
Crime.....	1	2	3	4
Drugs.....	1	2	3	4
Graffiti	1	2	3	4
Homelessness.....	1	2	3	4
Noise.....	1	2	3	4
Panhandling	1	2	3	4
Run-down buildings and houses.....	1	2	3	4
Traffic.....	1	2	3	4

15. How much information about Oak Park, if any, do you get from each of the following sources?

	<u>A lot</u>	<u>Some</u>	<u>None</u>
Village of Oak Park social media pages (Facebook, Twitter, Instagram, etc.).....	1	2	3
Friends and neighbors.....	1	2	3
Local newspapers (print and online)	1	2	3
Village of Oak Park email news.....	1	2	3
Village of Oak Park OP/FYI newsletter and other Village mailings.....	1	2	3
Local social media pages/groups.....	1	2	3

16. Please rate the value of services for the taxes paid to each of the following (percent of your property tax bill):

	<u>Excellent</u>	<u>Good</u>	<u>Fair</u>	<u>Poor</u>	<u>Don't know</u>
Elementary School District 97 (38.2%)	1	2	3	4	5
OPRF High School District 200 (24.3%)	1	2	3	4	5
Village of Oak Park (15.7%)	1	2	3	4	5
Park District of Oak Park (4.7%).....	1	2	3	4	5
Cook County (4.5%).....	1	2	3	4	5
Oak Park Public Library (4.2%).....	1	2	3	4	5
Metropolitan Water Reclamation District (3.4%)	1	2	3	4	5
Oak Park Township (2.5%)	1	2	3	4	5
Triton Community College District 504 (2.4%).....	1	2	3	4	5
Mosquito Abatement District (0.1%)	1	2	3	4	5

The Village of Oak Park 2022 Community Survey

Our last questions are about you and your household.
 Again, all of your responses to this survey are confidential and no identifying information will be shared.

D1. In general, how many times do you:

	Several times a day	Once a day	A few times a week	Every few weeks	Less often or never	Don't know
Access the internet from your home using a computer, laptop, or tablet computer	1	2	3	4	5	6
Access the internet from your cell phone.....	1	2	3	4	5	6
Visit social media sites such as Facebook, Twitter, Nextdoor, etc.	1	2	3	4	5	6
Use or check email.....	1	2	3	4	5	6
Share your opinions online.....	1	2	3	4	5	6
Shop online.....	1	2	3	4	5	6

D2. Please rate your overall health.

- Excellent
 Very good
 Good
 Fair
 Poor

D3. What impact, if any, do you think the economy will have on your family income in the next 6 months?

Do you think the impact will be:

- Very positive
 Somewhat positive
 Neutral
 Somewhat negative
 Very negative

D4. How many years have you lived in Oak Park?

- Less than 2 years
 2-5 years
 6-10 years
 11-20 years
 More than 20 years

D5. Which best describes the building you live in?

- One family house detached from any other houses
 Building with two or more homes (duplex, townhome, apartment, or condominium)
 Mobile home
 Other

D6. Do you rent or own your home?

- Rent
 Own

D7. About how much is your monthly housing cost for the place you live (including rent, mortgage payment, property tax, property insurance, and homeowners' association (HOA) fees)?

- Less than \$500 \$2,000 to \$2,499
 \$500 to \$999 \$2,500 to \$2,999
 \$1,000 to \$1,499 \$3,000 to \$3,499
 \$1,500 to \$1,999 \$3,500 or more

D8. Do any children 17 or under live in your household?

- No Yes

D9. Are you or any other members of your household aged 65 or older?

- No Yes

D10. How much do you anticipate your household's total income before taxes will be for the current year? (Please include in your total income money from all sources for all persons living in your household.)

- Less than \$25,000 \$75,000 to \$99,999
 \$25,000 to \$49,999 \$100,000 to \$149,999
 \$50,000 to \$74,999 \$150,000 or more

D11. Are you Spanish, Hispanic or Latino?

- No, not Spanish, Hispanic, or Latino
 Yes, I consider myself to be Spanish, Hispanic, or Latino

D12. What is your race? (Mark one or more races to indicate what race you consider yourself to be.)

- American Indian or Alaskan Native
 Asian, Asian Indian, or Pacific Islander
 Black or African American
 White
 Other

D13. In which category is your age?

- 18-24 years 55-64 years
 25-34 years 65-74 years
 35-44 years 75 years or older
 45-54 years

D14. What is your gender?

- Woman
 Man
 Identify in another way → go to D14a

D14a. If you identify in another way, how would you describe your gender?

- Agender/I don't identify with any gender
 Genderqueer/gender fluid
 Non-binary
 Transgender man
 Transgender woman
 Two-spirit
 Not listed, I identify as: _____

Thank you!

Please return the completed survey in the postage-paid envelope to:
National Research Center, Inc., PO Box 549, Belle Mead, NJ 08502